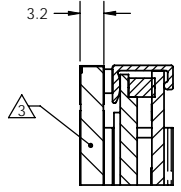
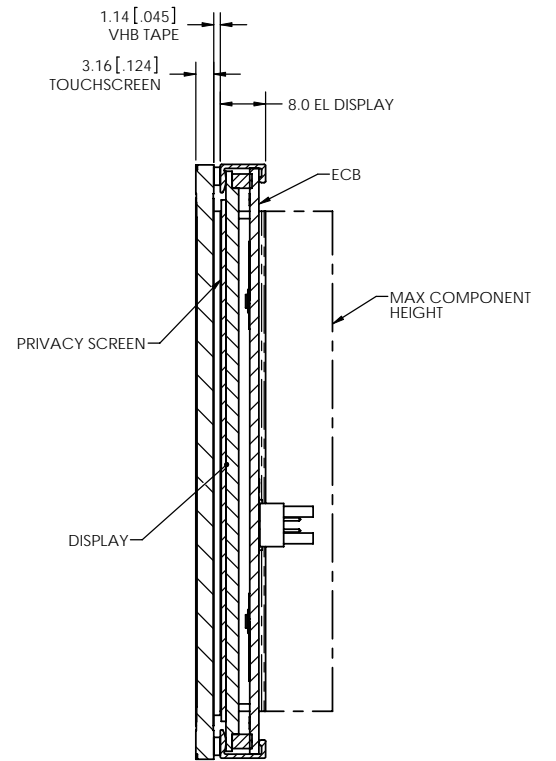
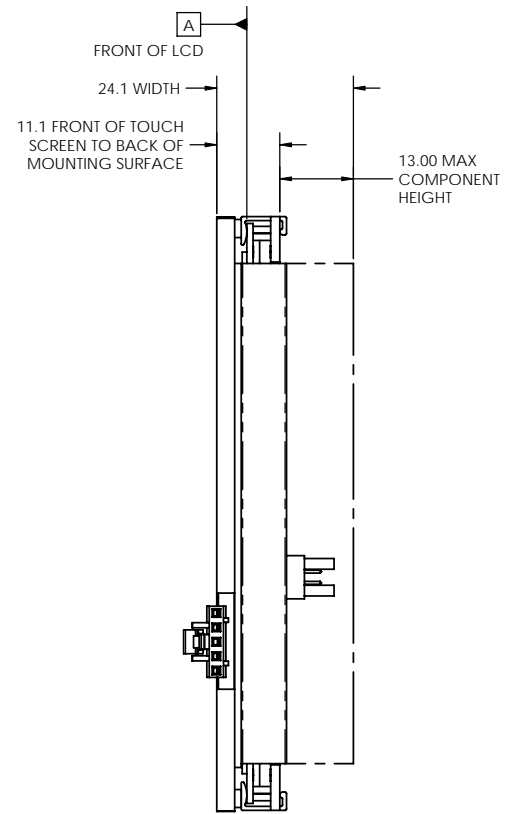
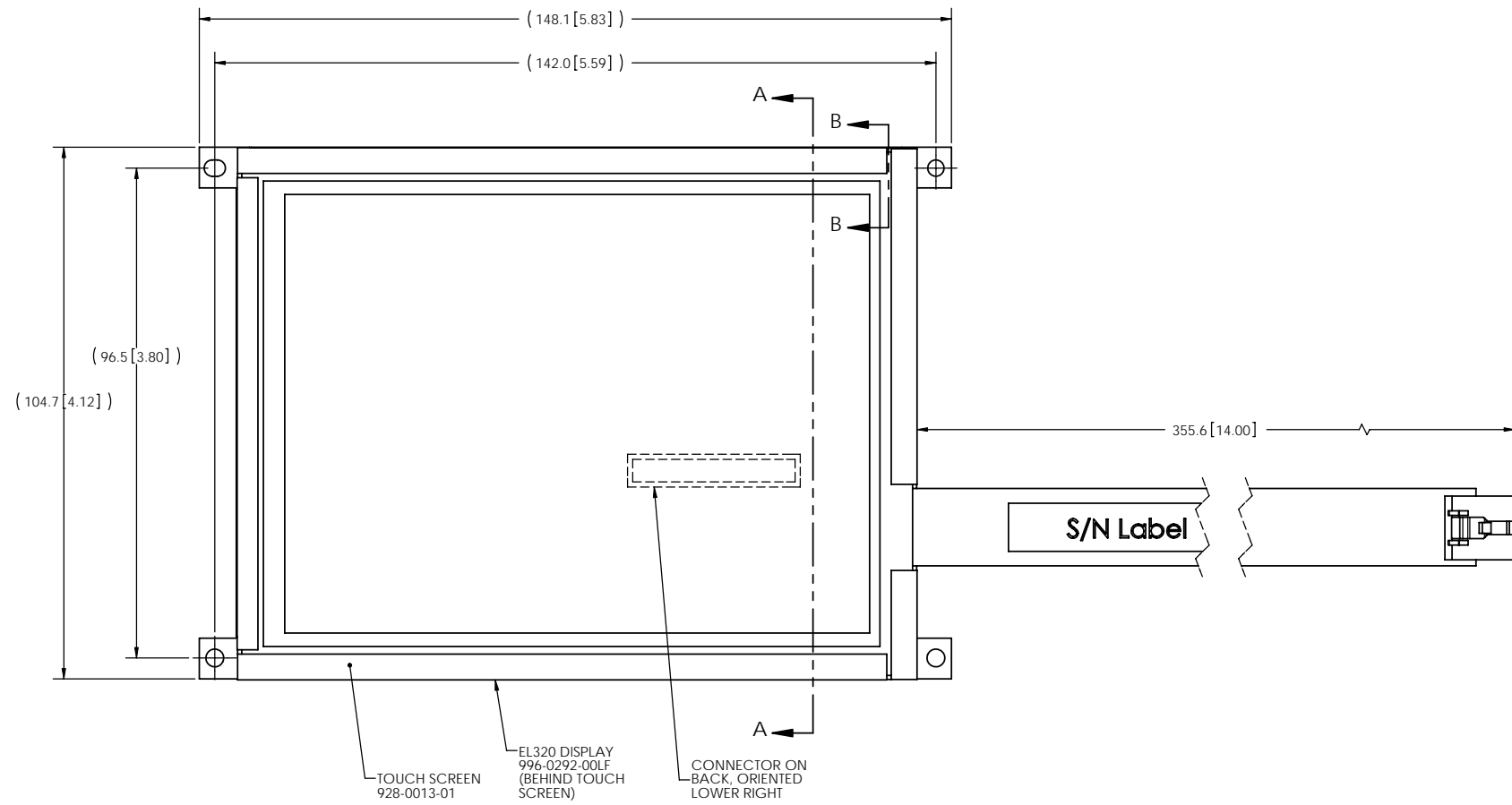


REVISIONS					
ECO	ZONE	REV.	DESCRIPTION	DATE	APPROVED
10000359		A	PRODUCTION RELEASE	04/14/10	RD

- NOTES:
1. DISPLAY ACTIVE AREA TO BE FREE OF FOREIGN PARTICLES AND DEFECTS. SEE ASSEMBLY COSMETIC SPEC, 023-0122-00 FOR REFERENCE.
  2. TOUCH SCREEN IS TO BE CENTERED OVER EL DISPLAY.
  3. TOUCHSCREEN, APEX MATERIAL TECH: P/N 16026A.



SECTION B-B  
SCALE 2 : 1



SECTION A-A

UNLESS OTHERWISE SPECIFIED, DIMENSIONS ARE IN MILLIMETERS.		DESIGNED BY D.SANTIANO 06/24/09		PLANAR SYSTEMS, INC. 1195 NW COMPTON DRIVE BEAVERTON, OR 97006 USA
TOLERANCES - UNLESS OTHERWISE SPECIFIED		DRAWN BY R.DAVENPORT 06/24/09		
X= ±1	XX= ±15	CHECKED BY	TITLE DWG. SPEC. EL320.240HB-PT	
.X= ±.5	ANGLES= ±1°	USED ON EL320.240HB-PT	DRAWING NUMBER D 997-5958-00LF 076-0673-00 A	
DIMENSIONING AND TOLERANCING PER ASME Y14.5M-1994		MATERIAL SEE BOM	PART NUMBER 997-5958-00LF 076-0673-00 A	
THIRD ANGLE PROJECTION		FINISH NA	SCALE 3:2	SHEET 1 OF 1

THIS DRAWING CONTAINS INFORMATION PROPRIETARY TO PLANAR SYSTEMS, INC. ANY REPRODUCTION IN PART OR WHOLE WITHOUT THE WRITTEN PERMISSION OF PLANAR SYSTEMS IS PROHIBITED. THIS DRAWING IS SUPPLIED FOR INFORMATION, IDENTIFICATION, ENGINEERING, EVALUATION, AND/OR INSPECTION PURPOSES ONLY AND MAY NOT BE USED AS BASIS FOR THE MANUFACTURING OF PRODUCTS OR THE FURNISHING OF SERVICES TO PLANAR SYSTEMS OR TO ANY THIRD PARTY UNLESS AUTHORIZED IN WRITING BY PLANAR SYSTEMS.