

Kunststoff- / Metall-Knöpfe · Mechanische Bauelemente
Plastic / Metal Knobs · Mechanical Components





Digital- und Analog-Drehknöpfe · Digital and Analog Turning Knobs Seite / Page

Digital-Drehknöpfe · Digital Turning Knobs 4
Analog-Drehknöpfe · Analog Turning Knobs 5



Kunststoff Drehknöpfe · Plastic Turning Knobs Seite / Page

mit Spannzangenbefestigung · with Collet Fixing 6–11
mit Gewindestiftbefestigung · with Setscrew fixing 12



**Kunststoff Knebel-, Zeiger- und Stellknöpfe
Plastic Wing, Pointer, Adjusting Knobs** Seite / Page

Knebelknöpfe · Wing Knobs 13
Zeigerknöpfe · Pointer Knobs 14
Stell- und Feststellknöpfe · Locking and Adjusting Knobs 15–16




Einstelltriebe · Setting Drives Seite / Page

Grob-Fein-Einstelltriebe mit Aluminium Drehknöpfen · Coarse-Fine Setting Drives with Aluminium Turning Knobs 17
Präzisions-Einstelltriebe · Precision Setting Drives 17



Aluminium Drehknöpfe · Aluminium Turning Knobs Seite / Page

mit Spannzangenbefestigung · with Collet Fixing 18–19
mit Gewindestiftbefestigung · with Setscrew fixing 20–23
Drehknöpfe für Schraubendreherbetätigung (Messing) · Turning Knobs for Screwdriver Actuating (Brass) 24



Aluminium Knebel- und Zeigerknöpfe · Aluminium Wing and Pointer Knobs Seite / Page

Knebelknöpfe · Wing Knobs 25
Zeigerknöpfe · Pointer Knobs 25



Zubehör · Accessories Seite / Page

Mechanisches Zubehör · Mechanical Accessories 26
Kupplungen · Couplings 27

Verzeichnis der Artikelnummern

Index of Article Numbers

Art.-Nr. Article-no.	Seite Page	Art.-Nr. Article-no.	Seite Page	Art.-Nr. Article-no.	Seite Page	Art.-Nr. Article-no.	Seite Page	Art.-Nr. Article-no.	Seite Page	Art.-Nr. Article-no.	Seite Page
101.2	17	333.101	7, 9, 19	4134.063	8	4331.6030	15	521.6191	22	6622.1000	4
101.5	17	333.102	7, 9, 19	4134.064	8	4331.6031	15	522.611	22	6622.1001	4
125.3	17	333.200	7, 9, 19	4134.073	8	4331.6032	15	522.6191	22	6623.1000	5
320.621	16	333.201	7, 9, 19	4134.074	8	4332.100	7, 9, 19	523.611	22	6623.1001	5
321.611	16	333.202	7, 9, 19	4134.603	8	4332.6030	15	523.6191	22	6623.1010	5
322.611	16	333.203	7, 9, 19	427.411	14	4332.6031	15	524.611	22	6623.1011	5
330.100	7	333.204	7, 9, 19	427.611	14	4458.6317	12	524.6191	22	6623.1030	5
330.101	7	333.205	7, 9, 19	428.611	14	4458.6321	12	525.611	22	6623.1031	5
330.102	7	333.250	7, 9, 19	429.611	14	4458.6328	12	525.6191	22	6640.1431	26
330.120	7	333.300	7, 9, 19	4307.0021	10	473.81	16	531.142	18	716	27
330.130	7	333.6	6	4307.0031	6	473.91	16	531.143	18	717.6	27
330.200	7	333.61	6	4307.0041	10	474.61	16	531.144	18	720.4	27
330.201	7	333.662	6, 8, 11, 14, 18	4307.0121	10	474.81	16	531.4	18	720.6	27
330.202	7	333.663	6, 8, 11, 14, 18	4307.0131	10	474.91	16	531.43	18	720.64	27
330.203	7	333.664	6, 8, 11, 14, 18	4307.0141	10	475.61	16	531.6	18	724.11	26
330.204	7	333.666	6, 8, 11, 14	4307.1131	10	476.61	16	531.603	18	724.21	26
330.205	7	333.667	6, 8, 11, 14	4307.1133	11	477.61	16	532.6	18	724.31	26
330.250	7	333.668	6, 8, 11, 14	4307.3131	10	487.3	24	532.603	18	724.41	26
330.3	6	334.100	7, 9, 19	4307.3133	11	487.4	24	532.662	18	729	26
330.300	7	334.101	7, 9, 19	4307.4131	10	499.60	25	532.663	18		
330.31	6	334.102	7, 9, 19	4307.4133	11	499.603	25	532.664	18		
330.4	6	334.200	7, 9, 19	4308.1131	10	499.642	6, 11, 13, 14, 15, 18	533.6	18		
330.41	6	334.201	7, 9, 19	4308.1133	11	499.643	6, 11, 13, 14, 15, 18	533.603	18		
331.100	7, 9	334.6	6	4308.3131	10	499.644	6, 11, 13, 14, 15, 18	533.662	18		
331.101	7, 9	334.61	6	4308.3133	11	499.646	6, 11, 13, 14, 15	533.663	18		
331.102	7, 9	334.662	6, 8, 18	4308.4131	10	499.647	6, 11, 13, 14, 15	533.664	18		
331.120	7, 9	334.663	6, 8, 18	4308.4133	11	499.648	6, 11, 13, 14, 15	534.6	18		
331.130	7, 9	334.664	6, 8, 18	4309.0021	10	504.41	20	534.662	18		
331.132	7, 9	334.8	6	4309.0031	10	504.411	20	534.663	18		
331.200	7, 9	334.81	6	4309.0041	10	504.413	20	534.664	18		
331.201	7, 9	335.100	7	4309.0121	10	504.4131	20	538.62	23		
331.202	7, 9	335.101	7	4309.0131	10	505.41	20	538.621	23		
331.203	7, 9	335.102	7	4309.0141	10	505.411	20	539.61	20		
331.204	7, 9	335.200	7	4309.4131	10	505.413	20	539.611	20		
331.205	7, 9	335.201	7	4309.4133	11	505.4131	20	539.613	20		
331.250	7, 9	335.6	6	4309.6131	10	505.61	20	539.6131	20		
331.300	7, 9	335.61	6	4309.6133	11	505.611	20	5551.4612	20		
331.4	6	335.662	6	4309.7131	10	505.613	20	5551.6612	20		
331.41	6	335.663	6	4309.7133	11	505.6131	20	5552.6612	20		
331.6	6	335.664	6	4310.4131	10	506.61	20	5553.6612	20		
331.61	6	335.8	6	4310.4133	11	506.611	20	5554.6612	20		
331.662	8, 11	335.81	6	4310.6131	10	506.613	20	5555.6612	20		
331.663	8, 11	335.9	6	4310.6133	11	506.6131	20	5556.6612	20		
331.664	8, 11	335.91	6	4310.7131	10	507.41	20	5572.6000	21		
331.666	8, 11	352.41	13	4310.7133	11	507.411	20	5572.6100	21		
331.667	8, 11	352.61	13	4311.0021	10	507.413	20	5572.6110	21		
331.668	8, 11	353.61	13	4311.0031	10	507.4131	20	5574.6000	21		
332.100	7, 9, 19	354.61	13	4311.0041	10	507.61	20	5574.6100	21		
332.101	7, 9, 19	355.31	13	4311.0121	10	507.611	20	5574.6110	21		
332.102	7, 9, 19	355.41	13	4311.0131	10	507.613	20	5580.3611	25		
332.120	7, 9, 19	408.41	12	4311.0141	10	507.6131	20	5580.3631	25		
332.200	7, 9, 19	408.61	12	4311.4131	10	508.61	20	5580.4611	25		
332.201	7, 9, 19	4129.062	13	4311.4133	11	508.611	20	5580.4631	25		
332.202	7, 9, 19	4129.063	13	4311.6131	10	508.613	20	5581.4611	25		
332.203	7, 9, 19	4129.064	13	4311.6133	11	508.6131	20	5581.4631	25		
332.204	7, 9, 19	4131.063	8	4311.7131	10	509.61	20	5582.4611	25		
332.205	7, 9, 19	4131.064	8	4311.7133	11	509.611	20	5582.4631	25		
332.250	7, 9, 19	4131.073	8	4312.0021	10	509.613	20	5582.6611	25		
332.300	7, 9, 19	4131.074	8	4312.0031	10	509.6131	20	5582.6631	25		
332.4	6	4131.603	8	4312.0041	10	510.41	22	5583.6611	25		
332.41	6	4132.063	8	4312.0121	10	511.61	22	5583.6631	25		
332.6	6	4132.064	8	4312.0131	10	512.61	22	5615.4614	21		
332.61	6	4132.073	8	4312.0141	10	513.61	22	5615.6614	21		
332.662	6, 8, 11, 13, 14, 15, 18	4132.074	8	4312.6131	10	514.61	22	5616.6614	21		
332.663	6, 8, 11, 13, 14, 15, 18	4132.603	8	4312.6133	11	515.61	22	5617.6614	21		
332.664	6, 8, 11, 13, 14, 15, 18	4133.063	8	4312.7131	10	516.4	24	6125.3066	17		
332.666	6, 8, 11, 13, 14, 15	4133.064	8	4312.7133	11	517.4	24	640	26		
332.667	6, 8, 11, 13, 14, 15	4133.073	8	4331.4030	15	520.411	22	648.66	27		
332.668	6, 8, 11, 13, 14, 15	4133.074	8	4331.4031	15	520.4191	22	6600.0402	24		
333.100	7, 9, 19	4133.603	8	4331.4032	15	521.611	22	6601.0403	24		

Digital Drehknöpfe

Digital Turning Knobs

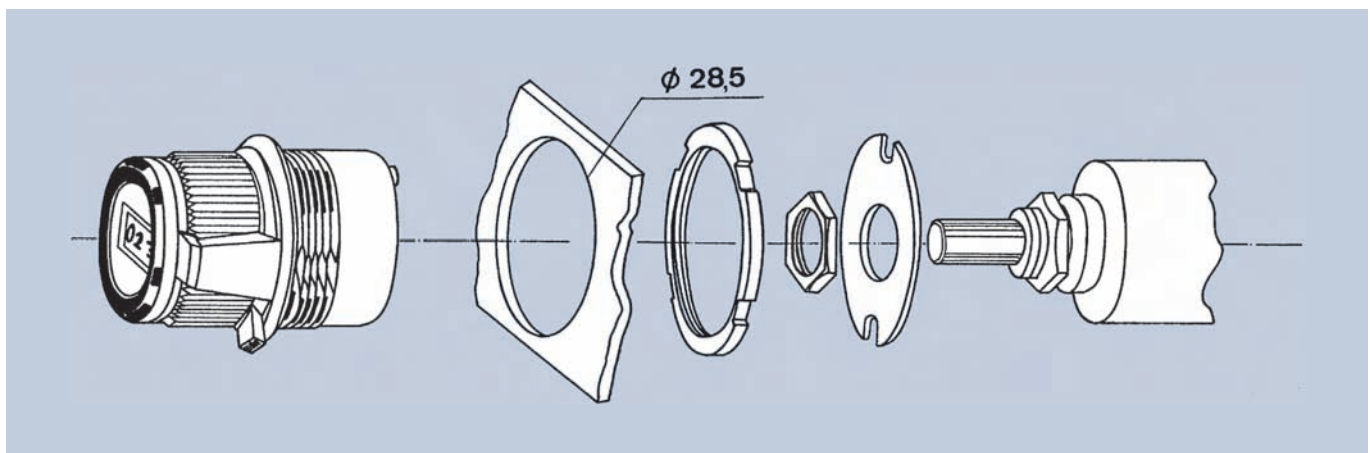
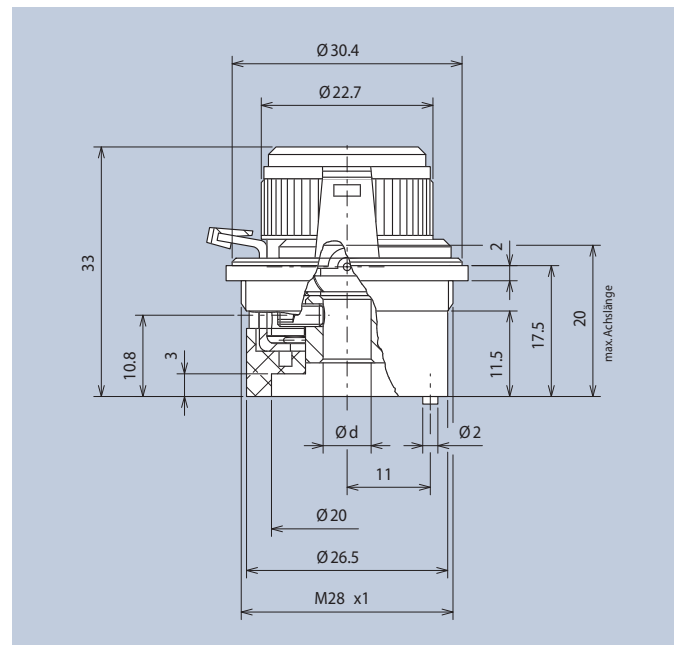
Technische Daten	Technical Data
Anzahl der Umdrehungen: 10 · kein toter Gang	Number of turns: 10 · no backlash
Ablesbarkeit: 1/500 Umdrehung	Readability: within 1/500 of a turn
Arretierung: Feststellbremse	Locking: Locking brake
Werkstoff: Thermoplast	Material: Thermoplastic
Montage	Mounting
Siehe Montagezeichnung unten	See mounting instruction below
Achslänge über Befestigungsplatte: min. 13mm / max. 20mm	Shaft extension beyond panel: min. 13mm / max. 20mm
Länge der Durchführung über der Befestigungsplatte: max. 4,1mm	Bushing extension beyond panel: max. 4.1mm

Für den Gebrauch von Präzisionspotentiometern oder anderen rotierenden Bauteilen.

For use with precision-potentiometers or other rotating devices.



Ød	Art.-Nr.
6	6622.1001
6,35	6622.1000



Montagezeichnung · Mounting instruction

Analog Drehknöpfe

Analog Turning Knobs

Technische Daten

Anzahl der Umdrehungen: 15 · kein toter Gang
Skaleneinteilung: 50 je Umdrehung
Ablesbarkeit: 1/50 Umdrehung
Arretierung: Feststellbremse
Werkstoff: Thermoplast glasfaserverstärkt

Technical Data

Number of turns: 15 · no backlash
Dial divisions: 50 per turn
Readability: within 1/50 of a turn
Locking: Locking brake
Material: Glass-fibre reinforced Thermoplastic

Montage

Siehe Montagezeichnung unten
Achslänge über Befestigungsplatte: min. 18mm / max. 22,5mm
Länge der Durchführung über der Befestigungsplatte: max. 10mm

Mounting

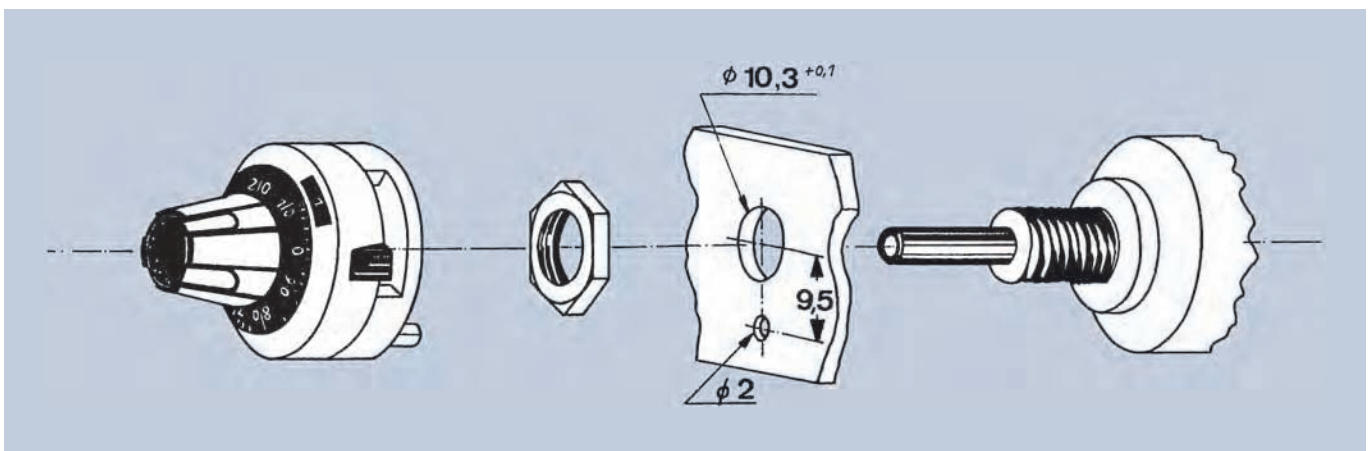
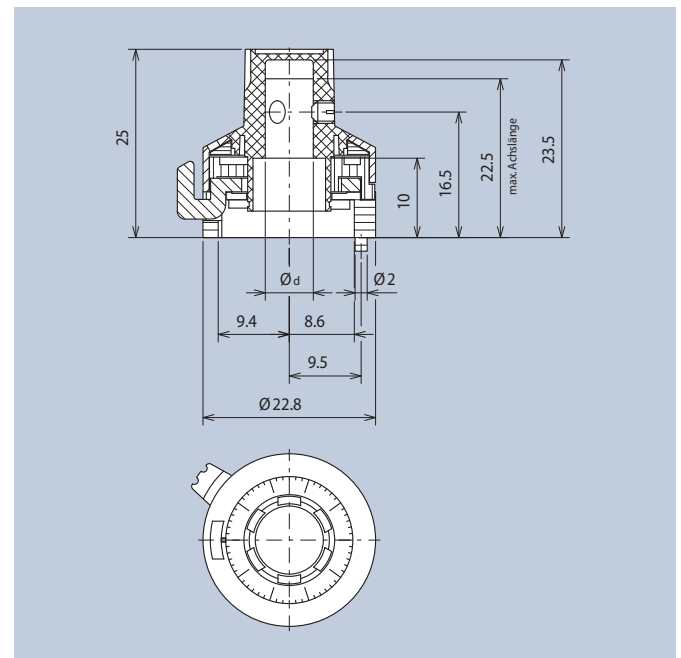
See mounting instruction below
Shaft extension beyond panel: min. 18mm / max. 22.5mm
Bushing extension beyond panel: max. 10mm

Für den Gebrauch von Präzisionspotentiometern oder anderen rotierenden Bauteilen.

For use with precision-potentiometers or other rotating devices.



Gehäusering · Housing Ring	Ød	Art.-Nr.
Aluminiumausführung matt-naturton-eloziert Aluminium type mat-aluton-anodized	6,35	6623.1000
Aluminiumausführung matt-naturton-eloziert Aluminium type mat-aluton-anodized	6	6623.1001
Aluminiumausführung hochglanz gedreht Aluminium type high-gloss turned	6,35	6623.1010
Aluminiumausführung hochglanz gedreht Aluminium type high-gloss turned	6	6623.1011
Aluminiumausführung matt-schwarz-eloziert Aluminium type mat-black-anodized	6,35	6623.1030
Aluminiumausführung matt-schwarz-eloziert Aluminium type mat-black-anodized	6	6623.1031







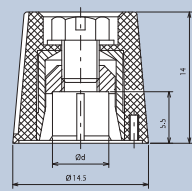

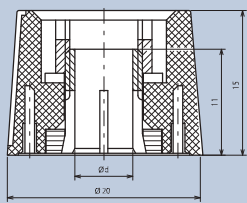

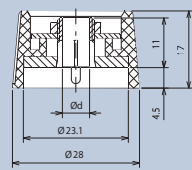

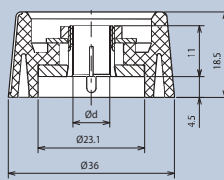

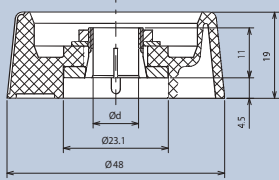
Montagezeichnung · Mounting instruction

Kunststoff Drehknopf matt mit Spannzangenbefestigung

Neues Design! Matte Oberfläche als Alternative zu unserer Ausführung in glänzend, siehe Katalog Nr. 8, Seite 6.







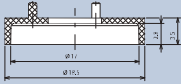
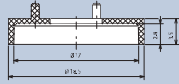
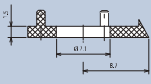
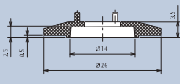
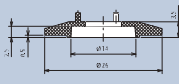
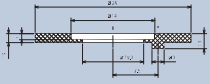
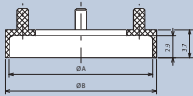
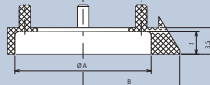
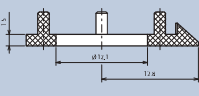
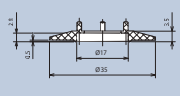
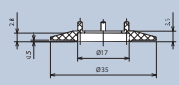
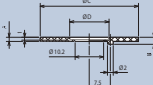
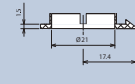
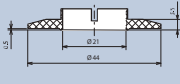
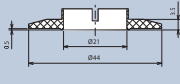
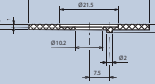
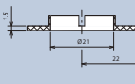
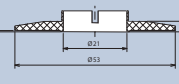
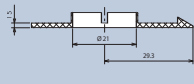
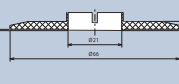
Plastic Turning Knob mat with Collet Fixing

New design! Mat surface as an alternative to our glossy construction, see catalogue no. 8, page 6.

		Knöpfe · Knobs		Abdeckkappen · Caps		
Farbenschlüssel · Color Key <ul style="list-style-type: none"> ● rot · red ● blau · blue ● schwarz · black ● gelb · yellow ● grau · grey ● grün · green 				 ohne Markierung without marking	 mit Markierung with marking	 ohne Markierung without marking matt · mat
		4 6	<ul style="list-style-type: none"> ■ 4331.4000 ■ 4331.6000 	<ul style="list-style-type: none"> ■ 4331.4001 ■ 4331.6001 	<ul style="list-style-type: none"> ■ 499.642 ■ 499.643 ■ 499.644 ■ 499.646 ■ 499.647 ■ 499.648 matt · mat ■ 499.673	
		4 6	<ul style="list-style-type: none"> ■ 4332.4000 ■ 4332.6000 	<ul style="list-style-type: none"> ■ 4332.4001 ■ 4332.6001 	<ul style="list-style-type: none"> ■ 332.662 ■ 332.663 ■ 332.664 ■ 332.666 ■ 332.667 ■ 332.668 matt · mat ■ 332.673	
		6	<ul style="list-style-type: none"> ■ 4333.6000 	<ul style="list-style-type: none"> ■ 4333.6001 	<ul style="list-style-type: none"> ■ 333.662 ■ 333.663 ■ 333.664 ■ 333.666 ■ 333.667 ■ 333.668 matt · mat ■ 333.673	
		6	<ul style="list-style-type: none"> ■ 4334.6000 	<ul style="list-style-type: none"> ■ 4334.6001 	<ul style="list-style-type: none"> ■ 334.662 ■ 334.663 ■ 334.664 matt · mat ■ 334.673	
		6	<ul style="list-style-type: none"> ■ 4335.6000 	<ul style="list-style-type: none"> ■ 4335.6001 	<ul style="list-style-type: none"> ■ 335.662 ■ 335.663 ■ 335.664 matt · mat ■ 335.673	





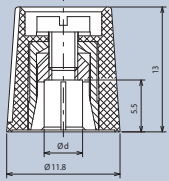

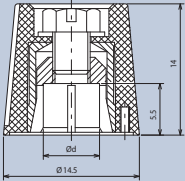

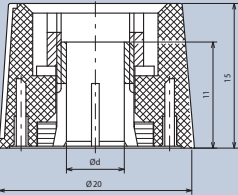

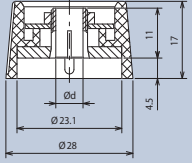

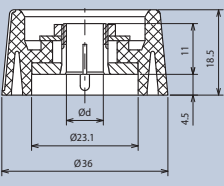

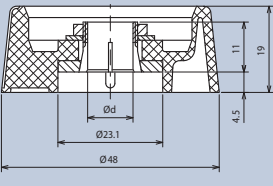
Zubehör

Accessories

Mutterabdeckungen · Nut Coverings		Zeiger · Pointers	Zeigerscheiben · Pointer Dials		Grundplatten · Base Plates
 <p>ohne Zeiger without Pointer</p>	 <p>mit Zeiger with Pointer</p>				
					
<p>■ 331.120</p>	<p>■ 331.130 ■ 331.132</p>	<p>■ 331.100 ■ 331.101 ■ 331.102</p>	<p>■ 331.250</p>	<p>A ... 331.200 B ... 331.201 C ... 331.202 D ... 331.203 E ... 331.204 F ... 331.205</p>	<p>■ 331.300</p>
					
<p>■ 332.120</p>	<p>■ 332.100 ■ 332.101 ■ 332.102</p>	<p>■ 4332.100</p>	<p>■ 332.250</p>	<p>A ... 332.200 B ... 332.201 C ... 332.202 D ... 332.203 E ... 332.204 F ... 332.205</p>	<p>■ 332.300</p>
					
		<p>■ 333.100 ■ 333.101 ■ 333.102</p>	<p>■ 333.250</p>	<p>A ... 333.200 B ... 333.201 C ... 333.202 D ... 333.203 E ... 333.204 F ... 333.205</p>	<p>■ 333.300</p>
					
		<p>■ 334.100 ■ 334.101 ■ 334.102</p>		<p>A ... 334.200 B ... 334.201</p>	
					
		<p>■ 335.100 ■ 335.101 ■ 335.102</p>		<p>A ... 335.200 B ... 335.201</p>	







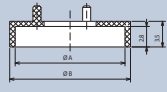
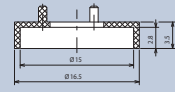
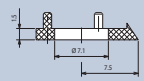
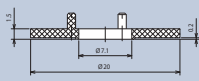
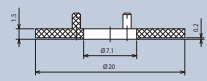
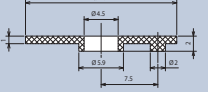
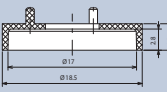
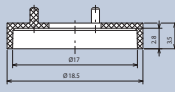
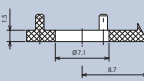
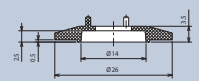
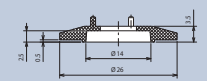
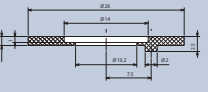
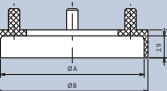
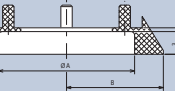
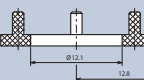
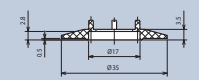
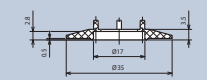
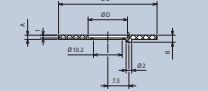
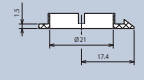
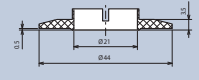
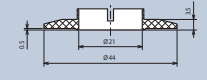
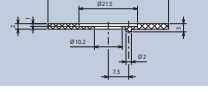
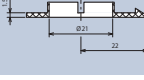
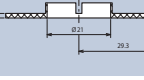
Kunststoff Drehknopfsystem mit Spannzangenbefestigung

Plastic Turning Knob System with Collet Fixing

		Knöpfe · Knobs		Abdeckkappen · Caps
Farbenschlüssel · Color Key <ul style="list-style-type: none"> ● rot · red ● schwarz · black ● grau · grey ● blau · blue ● gelb · yellow ● grün · green 				
		Ø d	ohne Markierung without marking	mit Markierung with marking
				glänzend bright
		3 4	■ 330.3 ■ 330.4	■ 330.31 ■ 330.41
		4 6	■ 331.4 ■ 331.6	■ 331.41 ■ 331.61
		4 6	■ 332.4 ■ 332.6	■ 332.41 ■ 332.61
		6	■ 333.6	■ 333.61
		6 8	■ 334.6 ■ 334.8	■ 334.61 ■ 334.81
		6 8 10	■ 335.6 ■ 335.8 ■ 335.9	■ 335.61 ■ 335.81 ■ 335.91
				<ul style="list-style-type: none"> ■ 499.642 ■ 499.643 ■ 499.644 ■ 499.646 ■ 499.647 ■ 499.648
				<ul style="list-style-type: none"> ■ 499.642 ■ 499.643 ■ 499.644 ■ 499.646 ■ 499.647 ■ 499.648
				<ul style="list-style-type: none"> ■ 332.662 ■ 332.663 ■ 332.664 ■ 332.666 ■ 332.667 ■ 332.668
				<ul style="list-style-type: none"> ■ 333.662 ■ 333.663 ■ 333.664 ■ 333.666 ■ 333.667 ■ 333.668
				<ul style="list-style-type: none"> ■ 334.662 ■ 334.663 ■ 334.664
				<ul style="list-style-type: none"> ■ 335.662 ■ 335.663 ■ 335.664


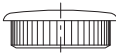
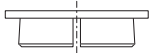
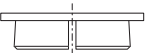

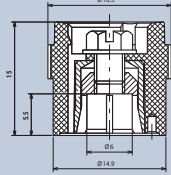

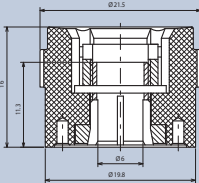

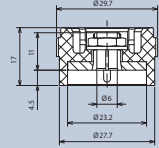

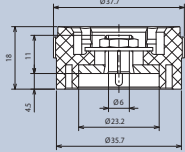
Zubehör

Accessories

Mutterabdeckungen · Nut Coverings		Zeiger · Pointers	Zeigerscheiben · Pointer Dials		Grundplatten · Base Plates
 <p>ohne Zeiger without Pointer</p>	 <p>mit Zeiger with Pointer</p>				
 <p>■ 330.120</p>	 <p>■ 330.130</p>	 <p>■ 330.100 ■ 330.101 ■ 330.102</p>	 <p>■ 330.250</p>	 <p>A ... 330.200 B ... 330.201 C ... 330.202 D ... 330.203 E ... 330.204 F ... 330.205</p>	 <p>■ 330.300</p>
 <p>■ 331.120</p>	 <p>■ 331.130 ■ 331.132</p>	 <p>■ 331.100 ■ 331.101 ■ 331.102</p>	 <p>■ 331.250</p>	 <p>A ... 331.200 B ... 331.201 C ... 331.202 D ... 331.203 E ... 331.204 F ... 331.205</p>	 <p>■ 331.300</p>
 <p>■ 332.120</p>	 <p>■ 332.100 ■ 332.101 ■ 332.102</p>	 <p>■ 4332.100</p>	 <p>■ 332.250</p>	 <p>A ... 332.200 B ... 332.201 C ... 332.202 D ... 332.203 E ... 332.204 F ... 332.205</p>	 <p>■ 332.300</p>
		 <p>■ 333.100 ■ 333.101 ■ 333.102</p>	 <p>■ 333.250</p>	 <p>A ... 333.200 B ... 333.201 C ... 333.202 D ... 333.203 E ... 333.204 F ... 333.205</p>	 <p>■ 333.300</p>
		 <p>■ 334.100 ■ 334.101 ■ 334.102</p>		<p>A ... 334.200 B ... 334.201</p>	
		 <p>■ 335.100 ■ 335.101 ■ 335.102</p>		<p>A ... 335.200 B ... 335.201</p>	







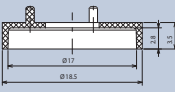
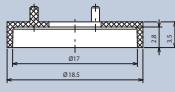
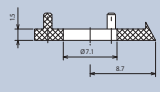
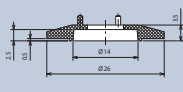
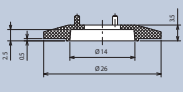
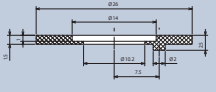
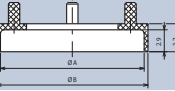
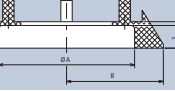
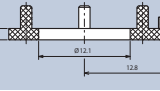
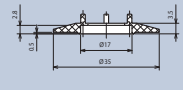
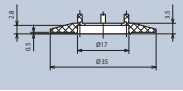
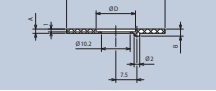
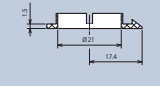
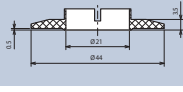
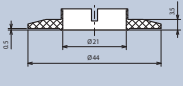
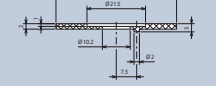
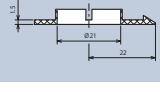
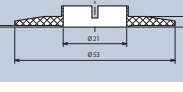
Kunststoff Drehknopfsystem mit Spannzangenbefestigung

Plastic Turning Knob System with Collet Fixing

Knöpfe · Knobs		Abdeckkappen · Caps			
<p>Farbschlüssel · Color Key</p> <ul style="list-style-type: none"> <li style="width: 50%;">● rot · red <li style="width: 50%;">● blau · blue <li style="width: 50%;">● schwarz · black <li style="width: 50%;">● gelb · yellow <li style="width: 50%;">● grau · grey <li style="width: 50%;">● grün · green 					
	Ø d	glänzend bright	ohne Markierung without marking	mit Markierung with marking	
		6	<ul style="list-style-type: none"> ■ 331.662 ■ 331.663 ■ 331.664 ■ 331.666 ■ 331.667 ■ 331.668 	<ul style="list-style-type: none"> ■ 4131.063 ■ 4131.064 	<ul style="list-style-type: none"> ■ 4131.073 ■ 4131.074
		6	<ul style="list-style-type: none"> ■ 332.662 ■ 332.663 ■ 332.664 ■ 332.666 ■ 332.667 ■ 332.668 	<ul style="list-style-type: none"> ■ 4132.063 ■ 4132.064 	<ul style="list-style-type: none"> ■ 4132.073 ■ 4132.074
		6	<ul style="list-style-type: none"> ■ 333.662 ■ 333.663 ■ 333.664 ■ 333.666 ■ 333.667 ■ 333.668 	<ul style="list-style-type: none"> ■ 4133.063 ■ 4133.064 	<ul style="list-style-type: none"> ■ 4133.073 ■ 4133.074
		6	<ul style="list-style-type: none"> ■ 334.662 ■ 334.663 ■ 334.664 	<ul style="list-style-type: none"> ■ 4134.063 ■ 4134.064 	<ul style="list-style-type: none"> ■ 4134.073 ■ 4134.074

Zubehör

Accessories

Mutterabdeckungen · Nut Coverings		Zeiger · Pointers	Zeigerscheiben · Pointer Dials		Grundplatten · Base Plates
 <p>ohne Zeiger without Pointer</p>	 <p>mit Zeiger with Pointer</p>				
					
<p>■ 331.120</p>	<p>■ 331.130 ■ 331.132</p>	<p>■ 331.100 ■ 331.101 ■ 331.102</p>	<p>■ 331.250</p>	<p>A ... 331.200 B ... 331.201 C ... 331.202 D ... 331.203 E ... 331.204 F ... 331.205</p>	<p>■ 331.300</p>
					
<p>■ 332.120</p>	<p>■ 332.100 ■ 332.101 ■ 332.102</p>	<p>■ 4332.100</p>	<p>■ 332.250</p>	<p>A ... 332.200 B ... 332.201 C ... 332.202 D ... 332.203 E ... 332.204 F ... 332.205</p>	<p>■ 332.300</p>
					
		<p>■ 333.100 ■ 333.101 ■ 333.102</p>	<p>■ 333.250</p>	<p>A ... 333.200 B ... 333.201 C ... 333.202 D ... 333.203 E ... 333.204 F ... 333.205</p>	<p>■ 333.300</p>
					
		<p>■ 334.100 ■ 334.101 ■ 334.102</p>		<p>A ... 334.200 B ... 334.201</p>	

Kunststoff Drehknöpfe matt mit Spannzangenbefestigung

Plastic Turning Knobs mat with Collet Fixing

Technische Daten

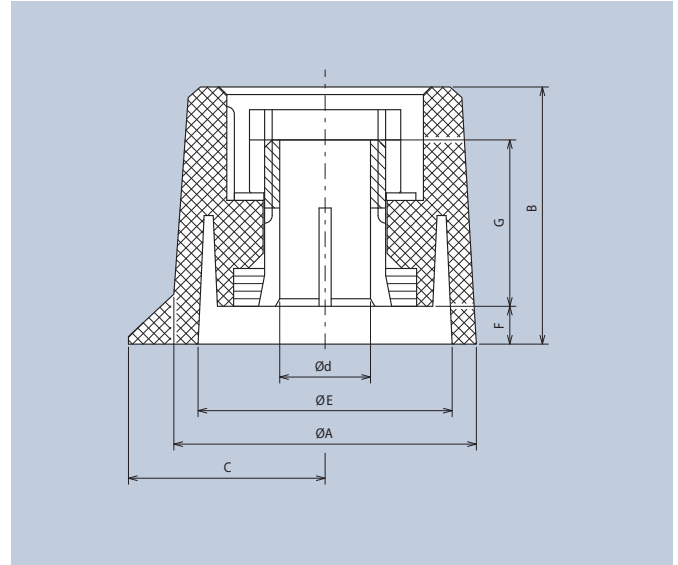
Werkstoff: PBT

General Technical Data

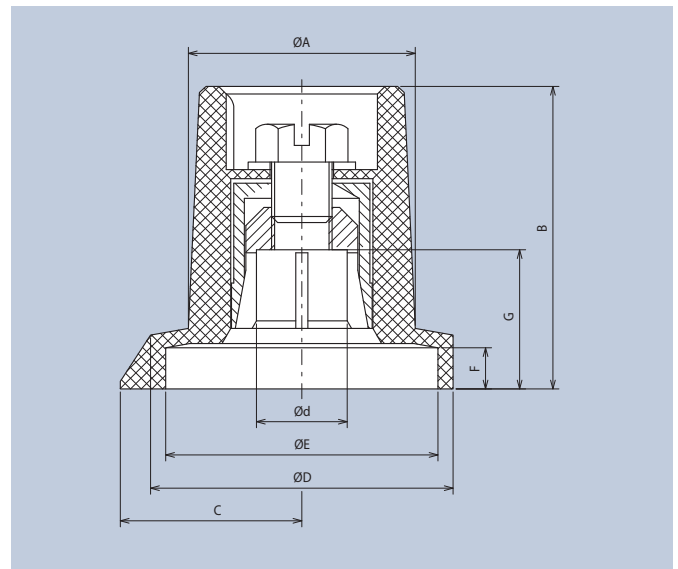
Material: PBT



ØA	B	C	Ød	ØE	F	G	schwarz black Art.-Nr.
12	14	7,5	3	-	-	5	4307.3131
12	14	7,5	3,2	-	-	5	4307.1131
12	14	7,5	4	-	-	5	4307.4131
15	16	9,5	4	-	-	5	4309.4131
15	16	9,5	6	-	-	5	4309.6131
15	16	9,5	6,35	-	-	5	4309.7131
20	17	13	4	17	2,5	11	4311.4131
20	17	13	6	17	2,5	11	4311.6131
20	17	13	6,35	17	2,5	11	4311.7131
28	18,5	17	6	23	4,5	11	4312.6131
28	18,5	17	6,35	23	4,5	11	4312.7131



ØA	B	C	Ød	Ød	ØE	F	G	schwarz black Art.-Nr.
12	18	10,5	3	17	15	2,5	9	4308.3131
12	18	10,5	3,2	17	15	2,5	9	4308.1131
12	18	10,5	4	17	15	2,5	9	4308.4131
15	20	12	4	20	18	2,5	9	4310.4131
15	20	12	6	20	18	2,5	9	4310.6131
15	20	12	6,35	20	18	2,5	9	4310.7131



Abdeckkappen matt

Caps mat

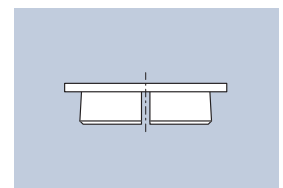
Technische Daten

Werkstoff: ABS

General Technical Data

Material: ABS

Abdeckkappe passend zu Knopf-ØA · Cap fits to knob-ØA					
Farbe · Color	Strichanzeige Indicator mark	Ø12 · Art.-Nr.	Ø15 · Art.-Nr.	Ø20 · Art.-Nr.	Ø28 · Art.-Nr.
■ red	ohne · without	4307.0021	4309.0021	4311.0021	4312.0021
■ black	ohne · without	4307.0031	4309.0031	4311.0031	4312.0031
■ grey	ohne · without	4307.0041	4309.0041	4311.0041	4312.0041
■ red	black	4307.0121	4309.0121	4311.0121	4312.0121
■ black	white	4307.0131	4309.0131	4311.0131	4312.0131
■ grey	black	4307.0141	4309.0141	4311.0141	4312.0141



4307.../4309.../4311.../4312...

Kunststoff Drehknöpfe glänzend mit Spannzangenbefestigung

Plastic Turning Knobs bright with Collet Fixing

Technische Daten

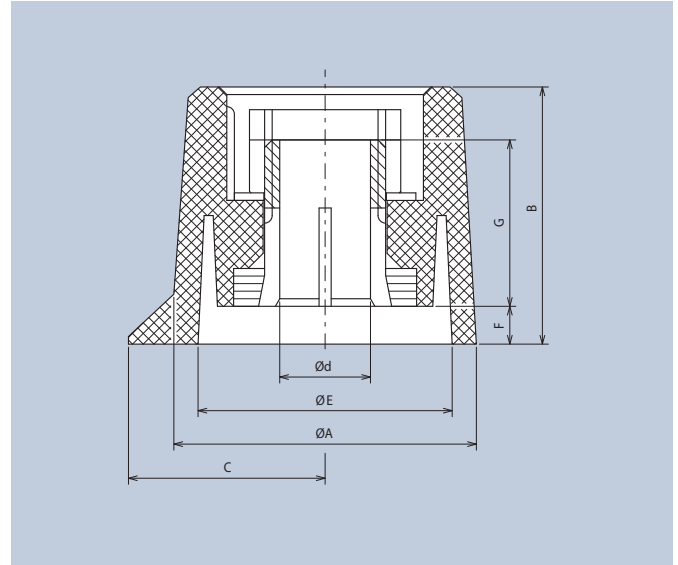
Werkstoff: ABS

General Technical Data

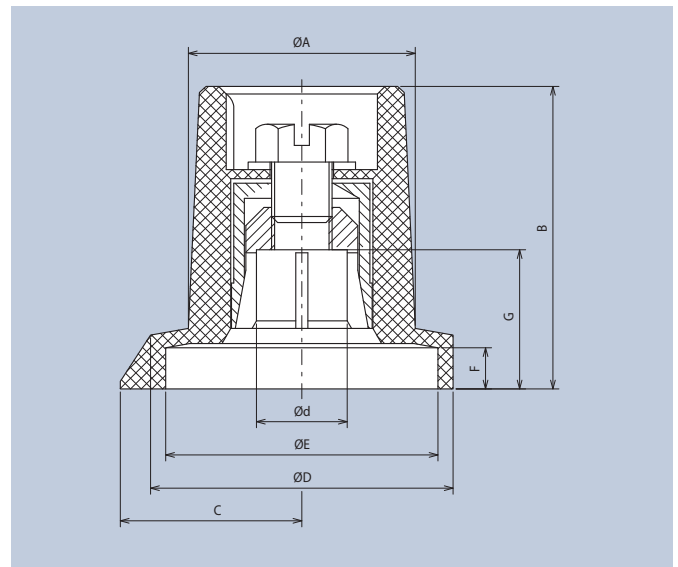
Material: ABS



ØA	B	C	Ød	ØE	F	G	schwarz black Art.-Nr.
12	14	7,5	3	-	-	5	4307.3133
12	14	7,5	3,2	-	-	5	4307.1133
12	14	7,5	4	-	-	5	4307.4133
15	16	9,5	4	-	-	5	4309.4133
15	16	9,5	6	-	-	5	4309.6133
15	16	9,5	6,35	-	-	5	4309.7133
20	17	13	4	17	2,5	11	4311.4133
20	17	13	6	17	2,5	11	4311.6133
20	17	13	6,35	17	2,5	11	4311.7133
28	18,5	17	6	23	4,5	11	4312.6133
28	18,5	17	6,35	23	4,5	11	4312.7133



ØA	B	C	Ød	ØD	ØE	F	G	schwarz black Art.-Nr.
12	18	10,5	3	17	15	2,5	9	4308.3133
12	18	10,5	3,2	17	15	2,5	9	4308.1133
12	18	10,5	4	17	15	2,5	9	4308.4133
15	20	12	4	20	18	2,5	9	4310.4133
15	20	12	6	20	18	2,5	9	4310.6133
15	20	12	6,35	20	18	2,5	9	4310.7133



Abdeckkappen glänzend

Caps bright

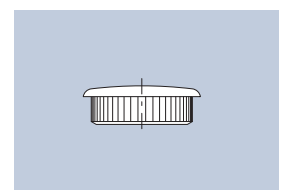
Technische Daten

Werkstoff: PC (Ø 12); PP (Ø 15, 20, 28)

General Technical Data

Material: PC (Ø 12); PP (Ø 15, 20, 28)

Abdeckkappe passend zu Knopf-ØA · Cap fits to knob-ØA				
Farbe · Color	Ø12 · Art.-Nr.	Ø15 · Art.-Nr.	Ø20 · Art.-Nr.	Ø28 · Art.-Nr.
red	499.642	331.662	332.662	333.662
black	499.643	331.663	332.663	333.663
grey	499.644	331.664	332.664	333.664
blue	499.646	331.666	332.666	333.666
yellow	499.647	331.667	332.667	333.667
green	499.648	331.668	332.668	333.668



499.../331.../332.../333...

Kunststoff Drehknöpfe mit Gewindestiftbefestigung

Plastic Turning Knobs with setscrew fixing

Technische Daten

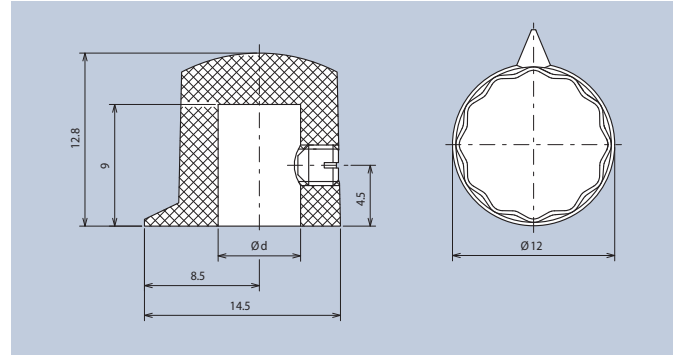
Werkstoff: ABS

General Technical Data

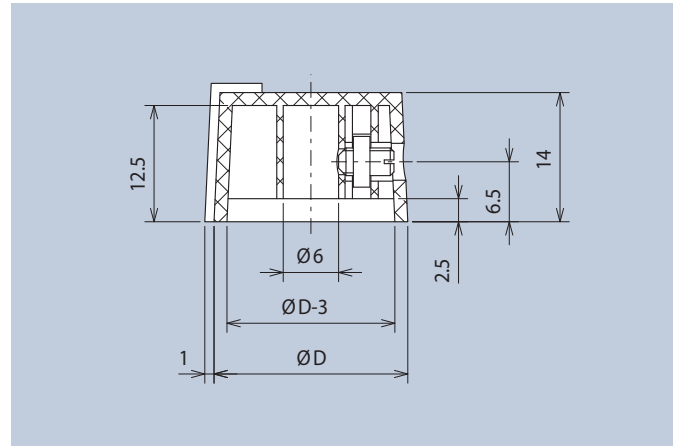
Material: ABS



Ød	Art.-Nr.
4	408.41
6	408.61



ØD	Art.-Nr.
17	4458.6317
21	4458.6321
28	4458.6328



Kunststoff Knebelknöpfe mit Spannzangenbefestigung

Plastic Wing Knobs with Collet Fixing

Technische Daten

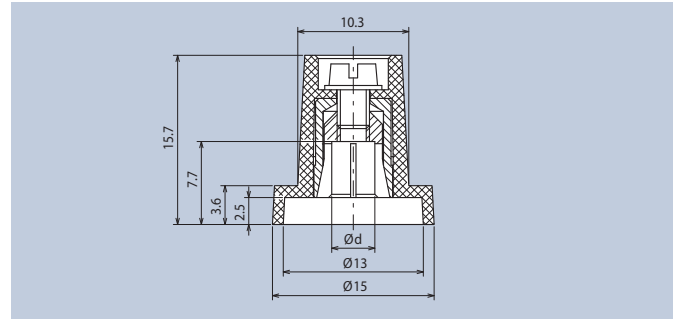
Werkstoff: PA

General Technical Data

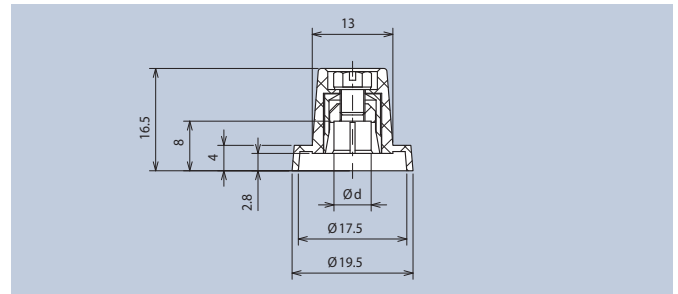
Material: PA



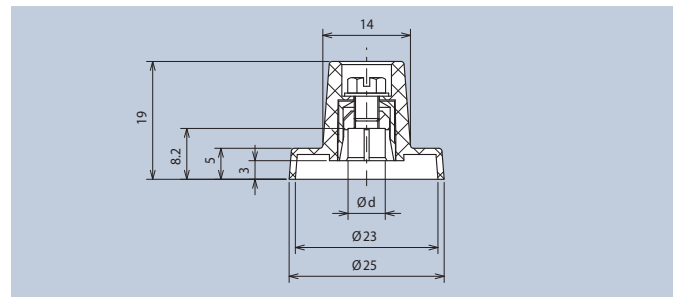
Ød	schwarz · black Art.-Nr.
3	355.31
4	355.41



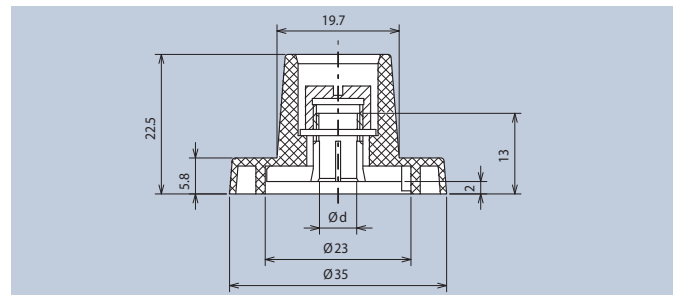
Ød	schwarz · black Art.-Nr.
4	352.41
6	352.61



Ød	schwarz · black Art.-Nr.
6	353.61



Ød	schwarz · black Art.-Nr.
6	354.61



Abdeckkappen glänzend

Caps bright

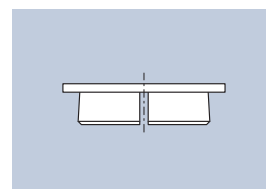
Technische Daten

Werkstoff: ABS (4129.x); PC (499.x); PP (332.x)

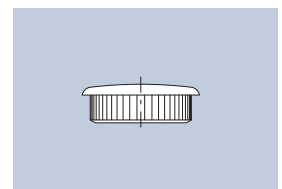
General Technical Data

Material: ABS (4129.x); PC (499.x); PP (332.x)

Abdeckkappe passend zu Knopf · Cap fits to knob				
Farbe · Color	355... · Art.-Nr.	352/353... · Art.-Nr.	354... · Art.-Nr.	
	4129.062	499.642	332.662	
	4129.063	499.643	332.663	
	4129.064	499.644	332.664	
	-	499.646	332.666	
	-	499.647	332.667	
	-	499.648	332.668	



4129...



499.../332...

Kunststoff Zeigerknöpfe mit Spannzangenbefestigung

Plastic Pointer Knobs with Collet Fixing

Technische Daten

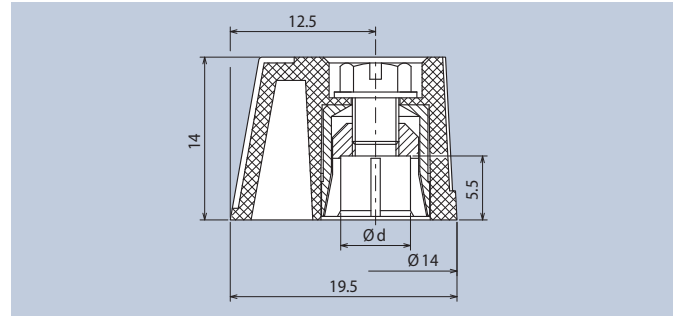
Werkstoff: ABS

General Technical Data

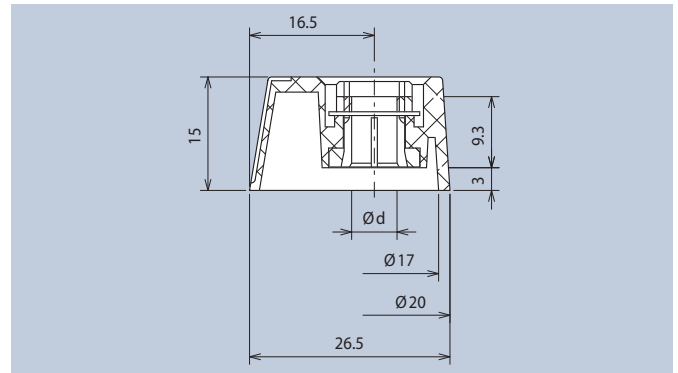
Material: ABS



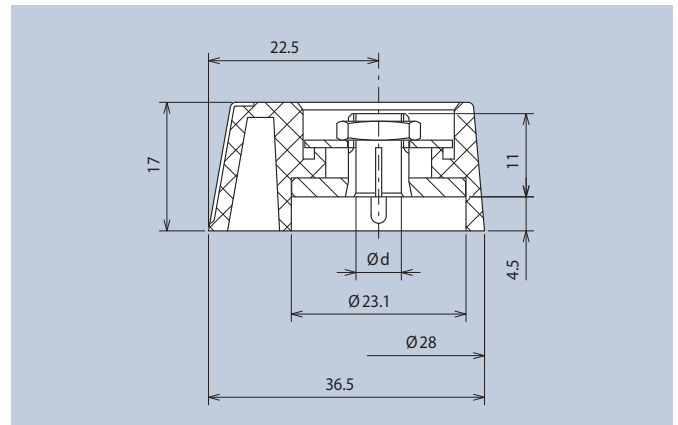
Ød	Art.-Nr.
4	427.411
6	427.611



Ød	Art.-Nr.
6	428.611



Ød	Art.-Nr.
6	429.611



Abdeckkappen glänzend

Caps bright

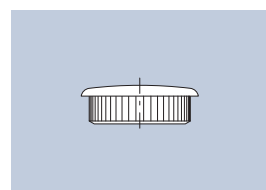
Technische Daten

Werkstoff: PC (499.x); PP (332.x and 333.x)

General Technical Data

Material: PC (499.x); PP (332.x and 333.x)

Abdeckkappe passend zu Knopf · Cap fits to knob				
Farbe · Color		427 ... · Art.-Nr.	428 ... · Art.-Nr.	429 ... · Art.-Nr.
	red	499.642	332.662	333.662
	black	499.643	332.663	333.663
	grey	499.644	332.664	333.664
	blue	499.646	332.666	333.666
	yellow	499.647	332.667	333.667
	green	499.648	332.668	333.668



499.../332.../333...

Kunststoff Feststellknöpfe mit Spannzangenbefestigung

Plastic Locking Knobs with Collet Fixing

Technische Daten

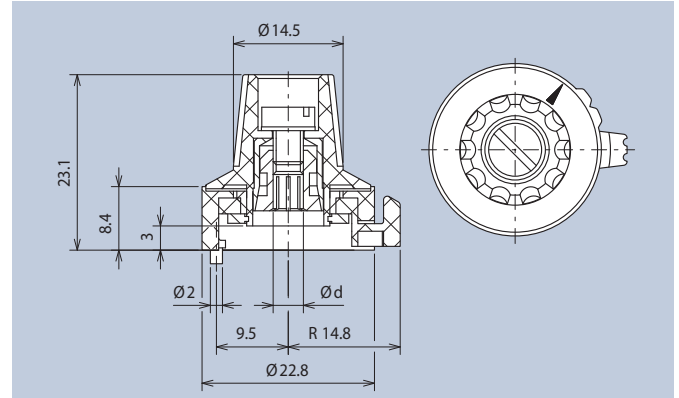
Werkstoff: ABS

General Technical Data

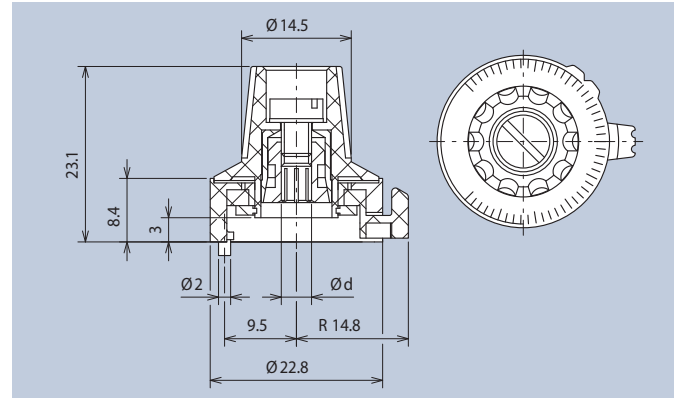
Material: ABS



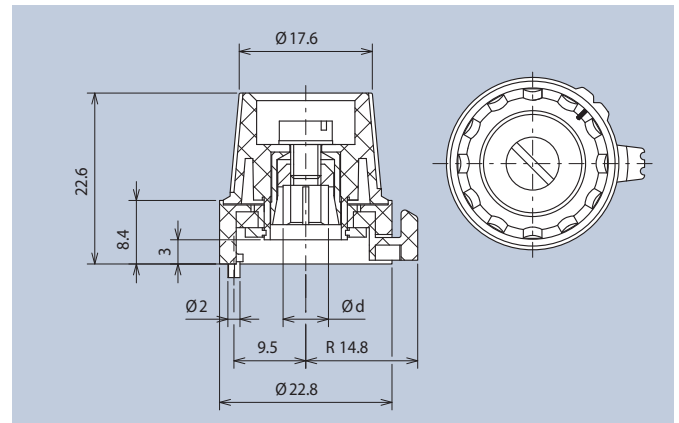
Markierung · marking	Ød	Art.-Nr.
ohne · without	4	4331.4030
ohne · without	6	4331.6030
mit · with	4	4331.4031
mit · with	6	4331.6031



Skaleneinteilung · dial setting	Ød	Art.-Nr.
mit · with	4	4331.4032
mit · with	6	4331.6032



Markierung · marking	Ød	Art.-Nr.
ohne · without	6	4332.6030
mit · with	6	4332.6031



Abdeckkappen glänzend

Caps bright

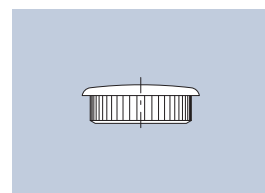
Technische Daten

Werkstoff: PC (499.x); PP (332.x)

General Technical Data

Material: PC (499.x); PP (332.x)

Abdeckkappe passend zu Knopf · Cap fits to knob		
Farbe · Color	4331 ... · Art.-Nr.	4332 ... · Art.-Nr.
red	499.642	332.662
black	499.643	332.663
grey	499.644	332.664
blue	499.646	332.666
yellow	499.647	332.667
green	499.648	332.668



499../332..

Kunststoff Stellknöpfe

Plastic Adjusting Knobs

Technische Daten

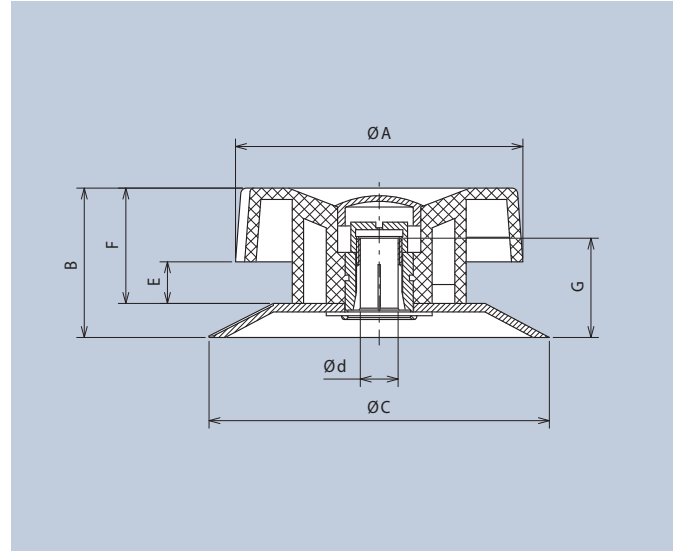
Werkstoff: ABS

General Technical Data

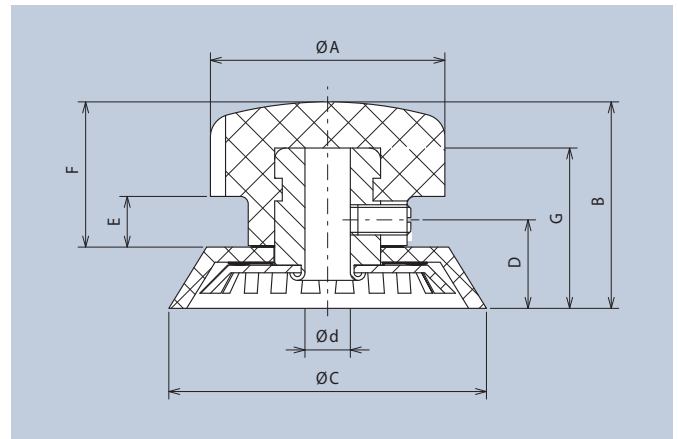
Material: ABS



mit Spannzangenbefestigung · with collet fixing							
ØA	B	ØC	Ød	E	F	G	Art.-Nr.
76	40	90	8	11	30,5	28	473.81
76	40	90	10	11	30,5	28	473.91
50	35,5	58	6	11	26	28	474.61
50	35,5	58	8	11	26	28	474.81
50	35,5	58	10	11	26	28	474.91
38	28	42	6	8	20	13	475.61
28	24,5	31,5	6	6	18	10	476.61
19	19	21	6	5	16	8	477.61



mit Gewindestiftbefestigung · with setscrew fixing									
ØA	B	ØC	Ød	D	E	F	G	Z*	Art.-Nr.
19	16	21	6	6,2	5	12	13,2	2	320.621
25	22	31,5	6	9,5	6	15	16,6	1	321.611
31	27	42	6	11,5	6,5	19	21,2	1	322.611



* Anzahl der Gewindestifte zur Knopfbefestigung

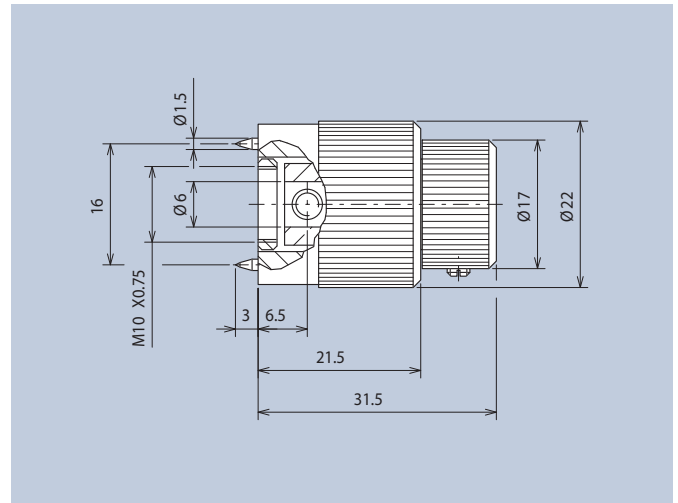
* Number of setscrews for knob fixing

Grob-Fein-Einstelltriebe mit Aluminium Drehknöpfen

Coarse-Fine Setting Drives with Aluminium Turning Knobs



Ausführung Type	Übersetzung Ratio	Drehmoment Torque	Art.-Nr.
Aluminium eloxiert Aluminium anodized	6:1	ca. 8Ncm	125.3
Aluminium schwarz eloxiert Aluminium black anodized	6:1	ca. 8Ncm	6125.3066

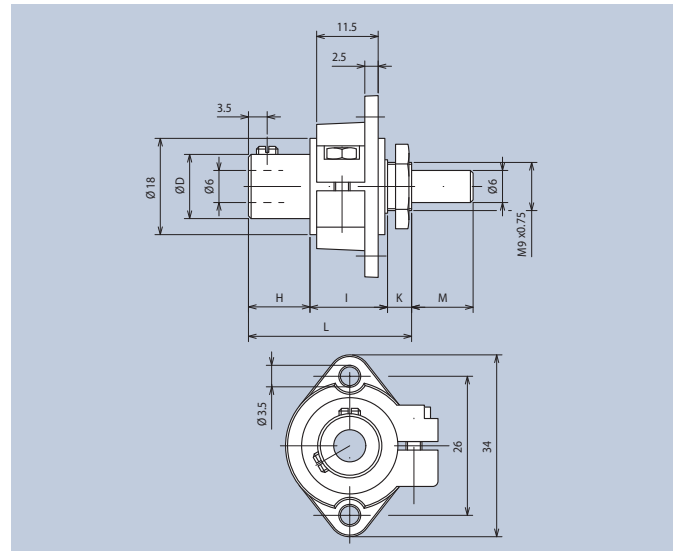


Präzisions-Einstelltriebe

Precision Setting Drives



ØD	H	I	K	L	M	Übersetzung Ratio	Drehmoment Torque	Art.-Nr.
12	11,5	15	7,5	34	8,5	6:1	20Ncm ± 10%	101.2
12	12	17,5	4,5	34	12	10:1	20Ncm ± 10%	101.5







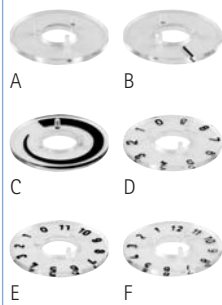

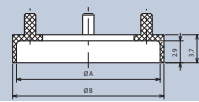
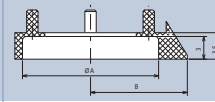
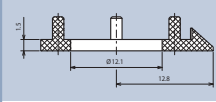
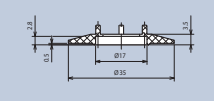
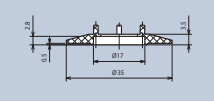
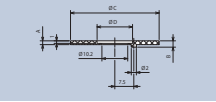
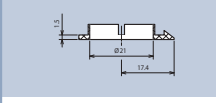
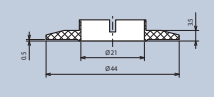
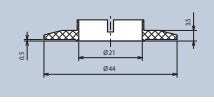
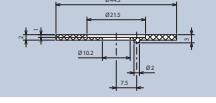
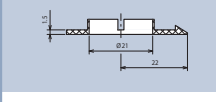
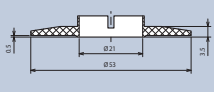
Aluminium Drehknöpfe mit Spannzangenbefestigung

Aluminium Turning Knobs with Collet Fixing

Knöpfe · Knobs				Abdeckkappen · Caps			
Farbschlüssel · Color Key		Ø d	M Ncm	alufarben eloxiert alu-decorated anodized	schwarz eloxiert black anodized	ohne Markierung without marking	mit Markierung with marking
		4 6	100 150	531.4 531.6	531.43 531.603	■ 499.642 ■ 499.643 ■ 499.644	■ 531.142 ■ 531.143 ■ 531.144
		6	180	532.6	532.603	■ 332.662 ■ 332.663 ■ 332.664	■ 532.662 ■ 532.663 ■ 532.664
		6	180	533.6	533.603	■ 333.662 ■ 333.663 ■ 333.664	■ 533.662 ■ 533.663 ■ 533.664
		6	180	534.6		■ 334.662 ■ 334.663 ■ 334.664	■ 534.662 ■ 534.663 ■ 534.664


Zubehör

Accessories


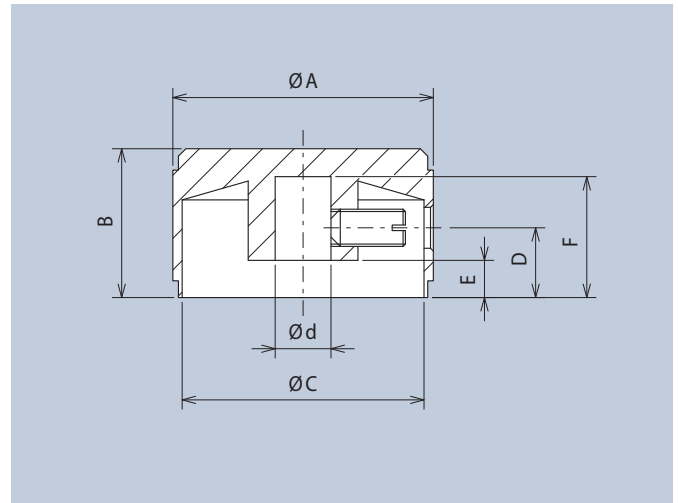
Mutterabdeckungen · Nut Coverings		Zeiger · Pointers	Zeigerscheiben · Pointer Dials		Grundplatten · Base Plates
 <p>ohne Zeiger without Pointer</p>	 <p>mit Zeiger with Pointer</p>				
 <p>■ 332.120</p>	 <p>■ 332.100 ■ 332.101 ■ 332.102</p>	 <p>■ 4332.100</p>	 <p>■ 332.250</p>	 <p>A ... 332.200 B ... 332.201 C ... 332.202 D ... 332.203 E ... 332.204 F ... 332.205</p>	 <p>■ 332.300</p>
		 <p>■ 333.100 ■ 333.101 ■ 333.102</p>	 <p>■ 333.250</p>	 <p>A ... 333.200 B ... 333.201 C ... 333.202 D ... 333.203 E ... 333.204 F ... 333.205</p>	 <p>■ 333.300</p>
		 <p>■ 334.100 ■ 334.101 ■ 334.102</p>		 <p>A ... 334.200 B ... 334.201</p>	

Aluminium Drehknöpfe mit Gewindestiftbefestigung

Aluminium Turning Knobs with Setscrew Fixing

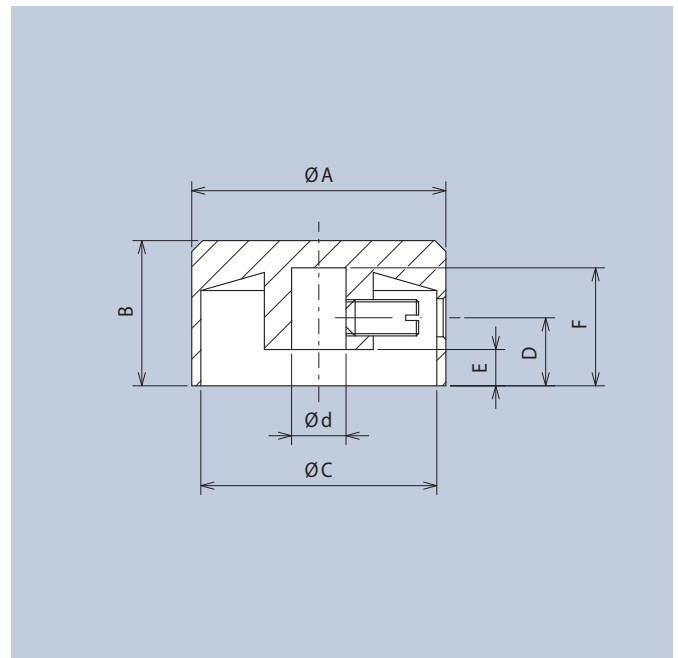


schutzlackiert · protective finish							
ØA	B	ØC	Ød	D	E	F	Art.-Nr.
12	14	11	4	6	2,5	11	5551.4612
12	14	11	6	6	2,5	11	5551.6612
17	14	15	6	8,5	6	13	5552.6612
20	14	18	6	7,5	3,5	12	5553.6612
24	15	21,5	6	7,5	4	12	5554.6612
28	16	26	6	7,5	4	13	5555.6612
35	18	31	6	8	3,5	15	5556.6612




eloxiert · anodized								
ØA	B	ØC	Ød	D	E	F	ohne Strichanzeige without Indicator	mit Strichanzeige with Indicator
8	10	-	4	3	-	8	504.41	504.411
12	12	11	4	5	2,5	10,5	505.41	505.411
12	12	11	6	5	2,5	10,5	505.61	505.611
17	13	15	6	7,5	5	12	506.61	506.611
20	14	18	4	7,5	3,5	11,5	507.41	507.411
20	14	18	6	7,5	3,5	11,5	507.61	507.611
24	15	21,5	6	7,5	4	12	508.61	508.611
28	16	26	6	7,5	4	13	509.61	509.611
35	18	31	6	8	3,5	15	539.61	539.611

schwarz eloxiert · black anodized								
ØA	B	ØC	Ød	D	E	F	ohne Strichanzeige without Indicator	mit Strichanzeige with Indicator
8	10	-	4	3	-	8	504.413	504.4131
12	12	11	4	5	2,5	10,5	505.413	505.4131
12	12	11	6	5	2,5	10,5	505.613	505.6131
17	13	15	6	7,5	5	12	506.613	506.6131
20	14	18	4	7,5	3,5	11,5	507.413	507.4131
20	14	18	6	7,5	3,5	11,5	507.613	507.6131
24	15	21,5	6	7,5	4	12	508.613	508.6131
28	16	26	6	7,5	4	13	509.613	509.6131
35	18	31	6	8	3,5	15	539.613	539.6131

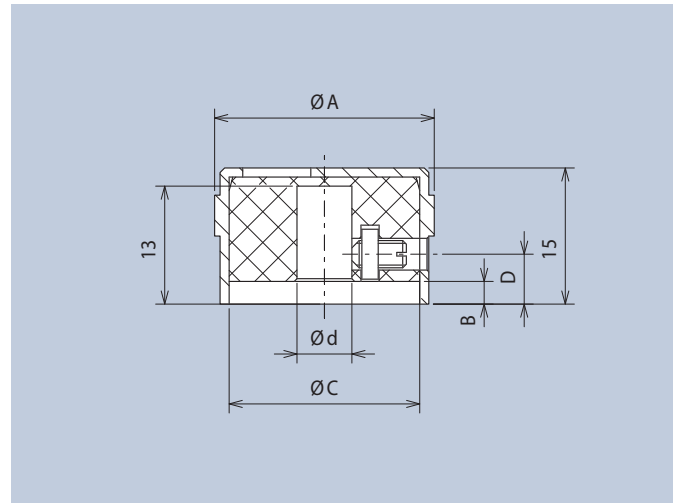


Aluminium Drehknöpfe mit Gewindestiftbefestigung

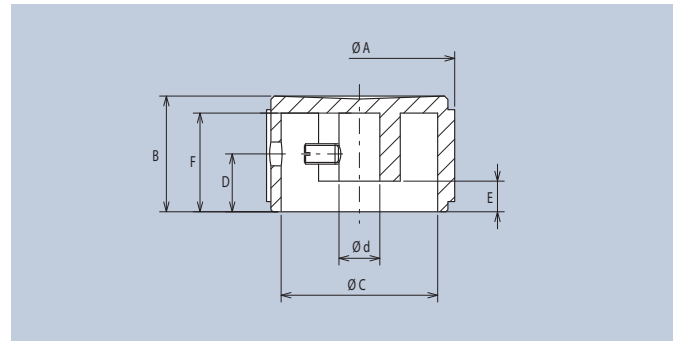
Aluminium Turning Knobs with Setscrew Fixing



schutzlackiert · protective finish					
ØA	B	ØC	D	Ød	Art.-Nr.
15	-	-	4	4	5615.4614
15	-	-	4	6	5615.6614
20	2,5	17	5,5	6	5616.6614
24	2,5	21	5,5	6	5617.6614

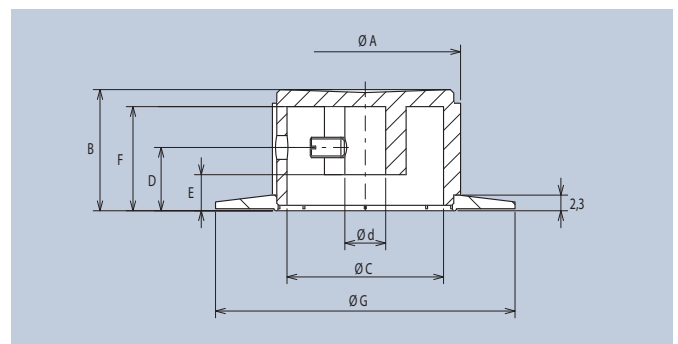


schutzlackiert, ohne Scheibe · protective finish, without dial								
ØA	B	ØC	Ød	D	E	F	ØG	Art.-Nr.
20	15	16	6	7,5	3,5	12,5	-	5572.6000
28	17	23	6	8,5	4,5	14,5	-	5574.6000




schutzlackiert, mit Scheibe, ohne Markierung protective finish, with dial, without mark								
ØA	B	ØC	Ød	D	E	F	ØG	Art.-Nr.
20	15,8	16	6	8,3	4,3	13,3	32	5572.6100
28	17,8	23	6	9,3	5,3	15,3	44	5574.6100

schutzlackiert, mit Scheibe, mit Markierung protective finish, with dial, with mark								
ØA	B	ØC	Ød	D	E	F	ØG	Art.-Nr.
20	15,8	16	6	8,3	4,3	13,3	32	5572.6110
28	17,8	23	6	9,3	5,3	15,3	44	5574.6110



Aluminium Drehknöpfe mit Gewindestiftbefestigung

Aluminium Turning Knobs with Setscrew Fixing

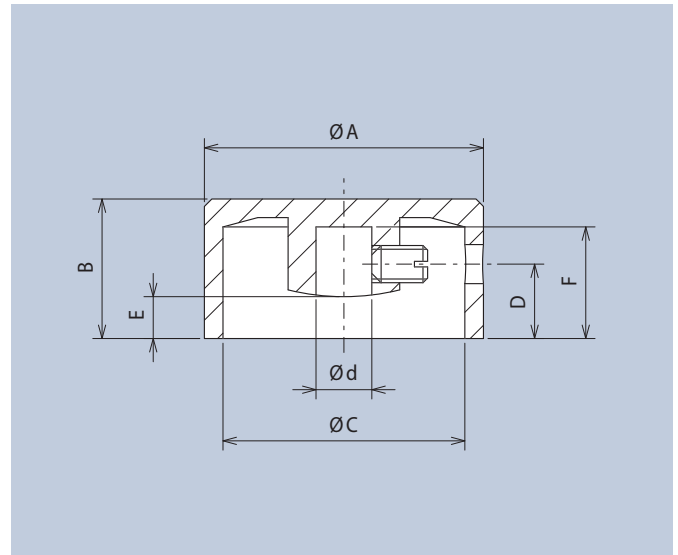


schuttlackiert, ohne Strichanzeige · protective finish, without indicator mark

ØA	B	ØC	Ød	D	E	F	Art.-Nr.
8	15	-	4	6	-	13,5	510.41
12	15	11	6	6	2,5	13,5	511.61
20	15	18	6	7,5	3,5	12	512.61
30	15	26	6	8	4,5	12	513.61
40	15	36	6	7,5	3	12	514.61
50	15	46	6	7,5	3	12	515.61

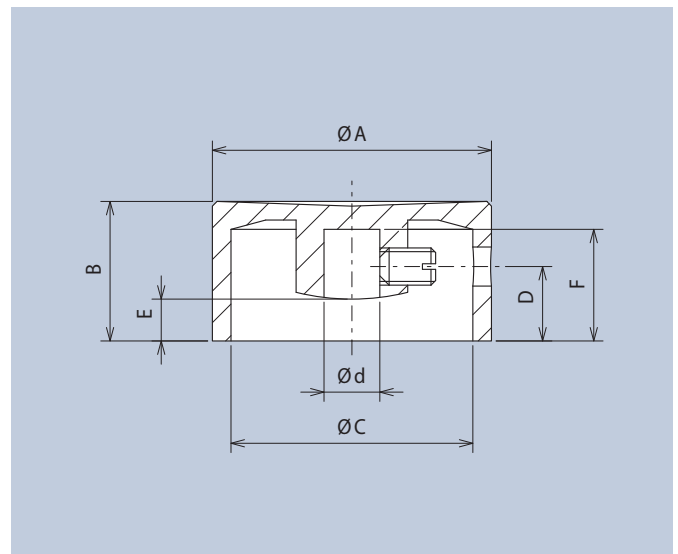
schuttlackiert, mit Strichanzeige (rot) · protective finish, with indicator mark (red)

ØA	B	ØC	Ød	D	E	F	Art.-Nr.
8	15	-	4	6	-	13,5	520.411
12	15	11	6	6	2,5	13,5	521.611
20	15	18	6	7,5	3,5	12	522.611
30	15	26	6	8	4,5	12	523.611
40	15	36	6	7,5	3	12	524.611
50	15	46	6	7,5	3	12	525.611



schuttlackiert, mit Strichanzeige (schwarz)
protective finish, with indicator mark (black)

ØA	B	ØC	Ød	D	E	F	Art.-Nr.
8	15	-	4	6	-	13,5	520.4191
12	15	11	6	6	2,5	13,5	521.6191
20	15	18	6	7,5	3,5	12	522.6191
30	15	26	6	8	4,5	12	523.6191
40	15	36	6	7,5	3	12	524.6191
50	15	46	6	7,5	3	12	525.6191



Aluminium Drehknöpfe mit Gewindestiftbefestigung

Aluminium Turning Knobs with Setscrew Fixing

Technische Daten

Knopf: eloxiert mit eingelegter schwarzer Kunststoffkappe

Zeigerscheibe: transparentes Thermoplast mit schwarzer Strichanzeige

Technical Data

Knob: anodized with inserted black plastic cap

Indicator dial: transparent Thermoplastic with black indicator mark

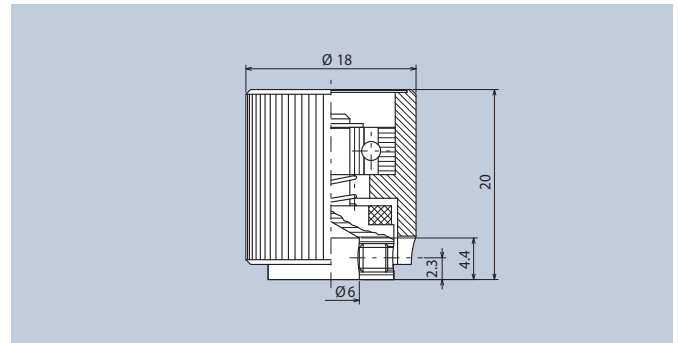
Ein Fixierknopf zur Sicherung von Einstellwerten, der in eingedrücktem Zustand über eine Reibkupplung die Achse des Bauelements betätigt. In nicht gedrücktem Zustand läuft der Knopf ohne Mitnahmemoment frei.

A fixing knob to secure settings, which operates the shaft of the component via a friction clutch when pressed. When not pressed, the knob runs freely without any lock-in torque.



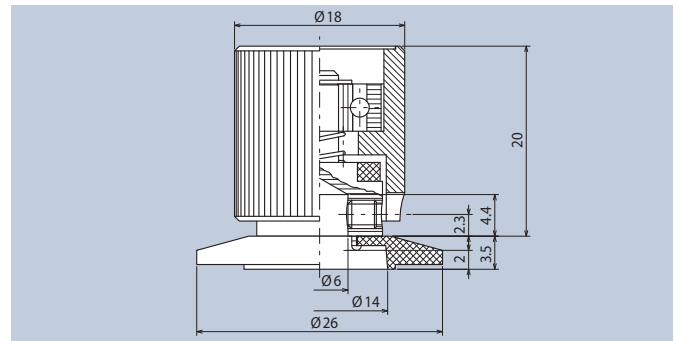
Art.-Nr.

538.62



Art.-Nr.

538.621



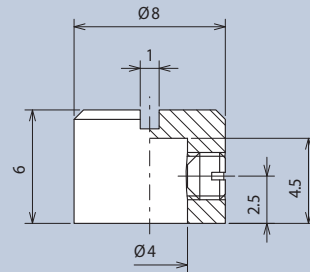
Messing Drehknöpfe für Schraubendreherbetätigung



Messing hochglanz-verchromt · Brass high-gloss chrome-plated

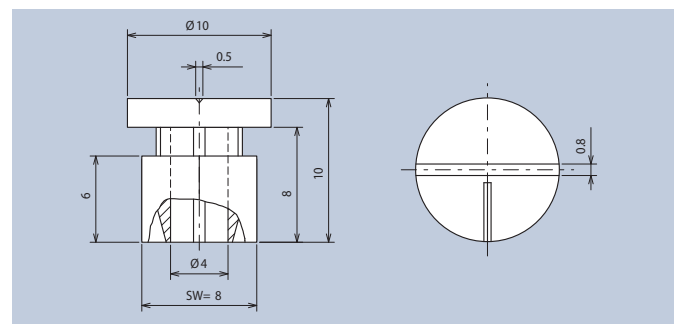
Art.-Nr.	517.4
----------	-------

Turning Knobs for Screwdriver Actuating



Messing vernickelt · Brass nickel-plated

Art.-Nr.	516.4
----------	-------



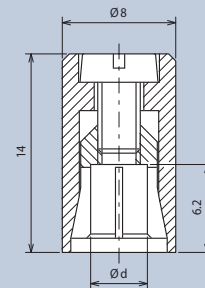
Messing Drehknöpfe mit Spannzangenbefestigung



Messing hochglanz-verchromt · Brass high-gloss chrome-plated

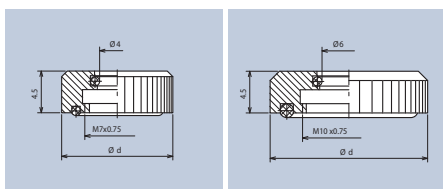
Ød	Art.-Nr.
3	487.3
4	487.4

Turning Knobs with Collet Fixing



Rändelmuttern für wasserdichte Frontplattenmontage

z.B. für Schalter und Potentiometer

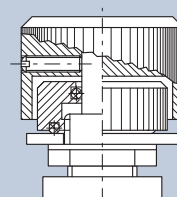


Aluminium eloxiert · Aluminium anodized

Ød	Art.-Nr.
12	6600.0402
17	6601.0403

Sealed Knurled Face Nuts for Waterproof Front-Panel Mounting

e.g. for switches and potentiometers

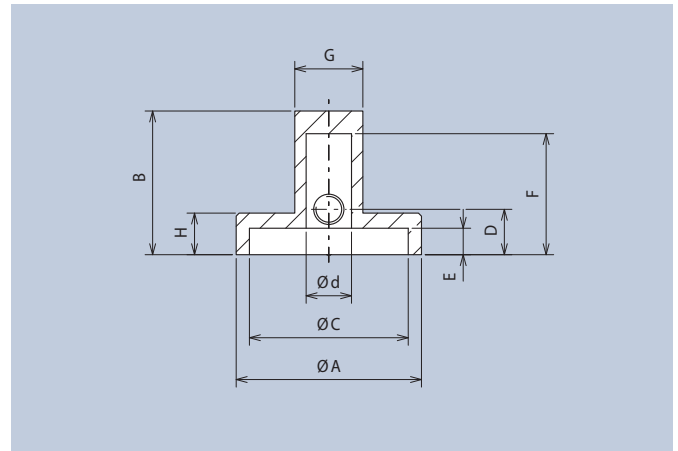


Aluminium Knebelknöpfe mit Gewindestiftbefestigung

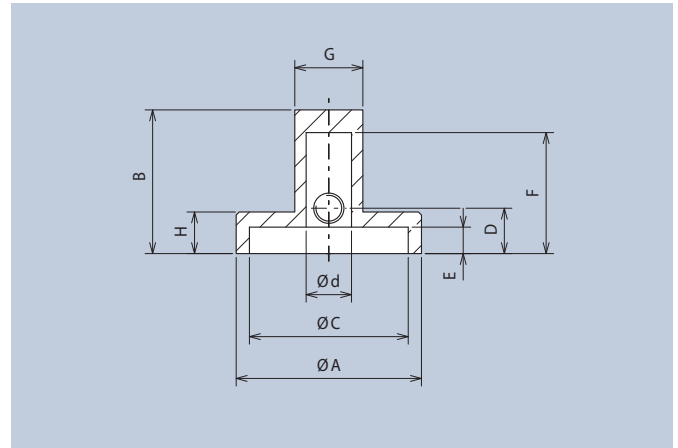


schutzlackiert · protective finish									
ØA	B	ØC	D	E	F	G	H	Ød	Art.-Nr.
12,2	14	10,2	6	3,2	12,7	6	4	3	5580.3611
12,2	14	10,2	6	3,2	12,7	6	4	4	5580.4611
17,4	15	15	6	3	13	6	4	4	5581.4611
20,5	17,3	18	8	3,5	15,5	9	5	4	5582.4611
20,5	17,3	18	8	3,5	15,5	9	5	6	5582.6611
24,5	19	21	8	3,5	16	10	5,5	6	5583.6611

Aluminium Wing Knobs with Setscrew Fixing



schwarz pulverbeschichtet · black powder coated									
ØA	B	ØC	D	E	F	G	H	Ød	Art.-Nr.
12,2	14	10,2	6	3,2	12,7	6	4	3	5580.3631
12,2	14	10,2	6	3,2	12,7	6	4	4	5580.4631
17,4	15	15	6	3	13	6	4	4	5581.4631
20,5	17,3	18	8	3,5	15,5	9	5	4	5582.4631
20,5	17,3	18	8	3,5	15,5	9	5	6	5582.6631
24,5	19	21	8	3,5	16	10	5,5	6	5583.6631

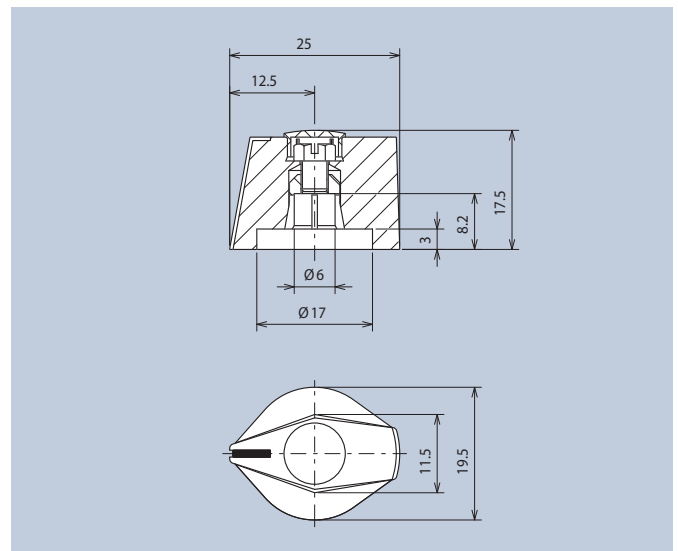


Aluminium Zeigerknöpfe mit Spannzangenbefestigung



Ausführung · Version	Art.-Nr.
aluminiumfarben lackiert aluminium gloss painted	499.60
matt schwarz lackiert mat black painted	499.603

Aluminium Pointer Knobs with Collet Fixing



Mechanisches Zubehör

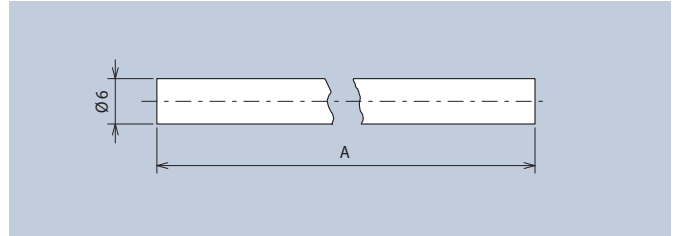
Mechanical Accessories

Verlängerungsachsen
Hart-PVC schwarz



A	Art.-Nr.
60	724.11
80	724.21
100	724.31
120	724.41

Extension Shafts
Rigid PVC black

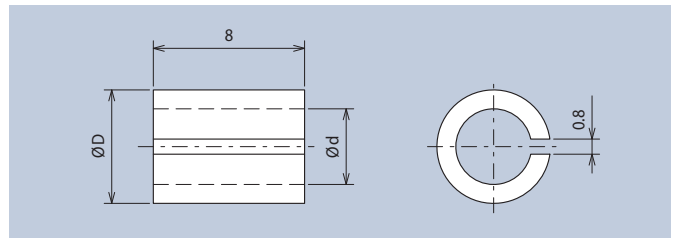


Reduzierrohr
Messing verzinkt



$\varnothing d$	$\varnothing D$	Art.-Nr.
4	6	640
3	4	6640.1431

Reducing Sleeve
Brass zinced

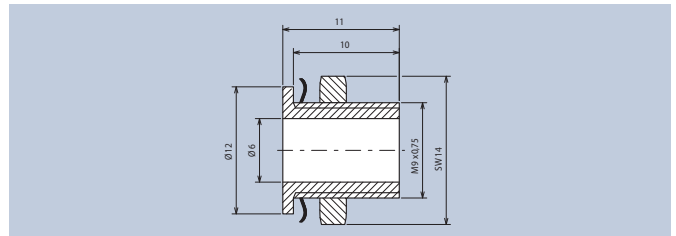


Achsdurchführung
Messing vernickelt



Art.-Nr.	729
----------	-----

Shaft Lead-Through
Brass nickel-plated



Kupplungen

Couplings

Gelenkkupplung

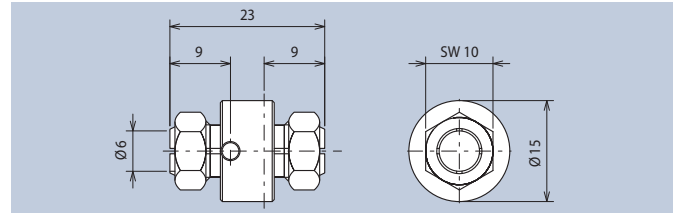
Achskupplung mit Spannzangenbefestigung. Max. Drehmoment 120Ncm. Max. 15° Winkelabweichung. Max. Achsversatz 1mm. Werkstoff Messing vernickelt.



Art.-Nr. 648.66

Jointed Coupling

Shaft coupling with retaining chucks. Max. transmission torque 120Ncm. Max. 15° angular deviation. Max. shaft offset 1mm. Material brass nickel-plated.



Gelenkkupplung

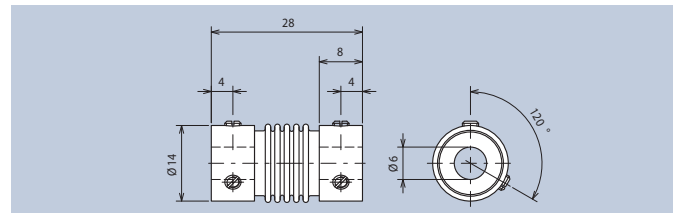
Max. Drehmoment 120Ncm. Max. 15° Winkelabweichung. Lebensdauer 106 Lastwechsel bei 3° Winkelabweichung. Werkstoff Kupplungskörper Edelstahl. Werkstoff Befestigungsbuchsen Messing.



Art.-Nr. 717.6

Jointed Coupling

Max. transmission torque 120Ncm. Max. 15° angular deviation. Service life 106 load alternations under 3° of angular deviation. Material coupling case steel precious. Material connecting sleeves brass.



Rutschkupplung

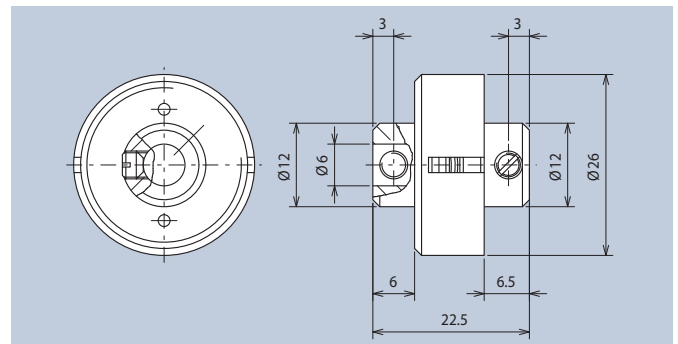
Diese Spezialkupplung ist auf beliebige Drehmomente bis max. 30Ncm einstellbar. Werkstoff: Aluminium eloxiert.



Art.-Nr. 716

Friction Clutch

This special type of clutch can be adjusted to any desired torque with a maximum of 30Ncm. Material: aluminum anodized.

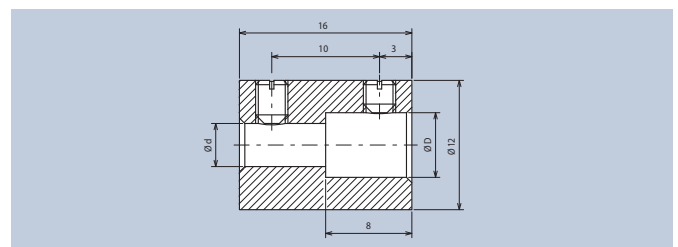


Achskupplungen Messing




Ød	ØD	Art.-Nr.
4	4	720.4
6	6	720.6
4	6	720.64

Shaft Couplings Brass




Notizen

Notes



Notizen

Notes



Auslandsvertretungen

Agencies abroad

Australien · Australia

ERNTEC Pty Ltd.
15 Koornang Road
AUS - Scoresby VIC 3179
Tel.: +61 3 9756 4000
Fax: +61 3 9753 4000
Internet: www.erntec.net
E-Mail: sales@erntec.net

Belgien · Belgium

Heynen N.V.
Industriepark Houthalen
Centrum-Zuid 3047
B - 3530 Houthalen
Tel.: +32 11 600909
Fax: +32 11 525777
Internet: www.heynen.com
E-Mail: heynen@heynen.com

China · China

MENTOR Electronics & Technology (Shanghai) Ltd.
139 Lane 3740 Hua Ning Road,
Xing Zhuang Industry Zone, Min Hang District,
CN - 201108 Shanghai
Tel.: +86 21 64425170-0
Fax: +86 21 64891132
Internet: www.mentor-components.cn
E-Mail: info@mentor-components.cn

Dänemark · Denmark

Skaarup Imcase A/S
Literbuen 6
DK - 2740 Skovlunde
Tel.: +45 44 850485
Fax: +45 44 949989
Internet: www.skaarupimcase.dk
E-Mail: info@skaarupimcase.dk

Finnland · Finland

Oy Nylund-Group Ab
Masalantie 375
FIN - 02430 Masala
Tel.: +358 102170300
Fax: +358 102170306
Internet: www.nylund.fi
E-Mail: customerservice@nylund.fi

Frankreich · France

MENTOR GmbH Et Co. · Präzisions-Bauteile KG
Bureau de liaison France
50 Avenue d'Alsace
F - 68025 Colmar Cedex
Tel.: +33 3 89 20 63 35
Fax: +33 3 89 20 43 79
Internet: www.mentor-composants.fr
E-Mail: info@mentor-composants.fr

Großbritannien · United Kingdom

CTL Components plc
Falcon House
19 Deer Park Road
UK - London SW 19 3UX
Tel.: +44 208 5458700
Fax: +44 208 5400034
Internet: www.ctl-components.com
E-Mail: info@ctl-components.com

Israel · Israel

Transelectric Group Ltd.
27 Hashkade St.
Park Haman
IL - Hevel Modi'in Ind. Zone 73199
Tel.: +972 73 2336600
Fax: +972 73 2336601
Internet: www.transelectric.co.il
E-Mail: sales@transelectric.co.il

Italien · Italy

Fast Elettronica Italiana S.p.A.
Via Rovetta 35
I - 20127 Milano
Tel.: +39 02 2610141
Fax: +39 02 2822287
Internet: www.fastelettronica.com
E-Mail: sales@fastelettronica.com

Niederlande · The Netherlands

Heynen B.V.
Postbus 10
NL - 6590 AA Gennep
Tel.: +31 485 550909
Fax: +31 485 550900
Internet: www.heynen.com
E-Mail: heynen@heynen.com

Norwegen · Norway

Bredengen As
Brobekkeveien 104 G
Postboks 63, Økern
N - 0583 Oslo
Tel.: +47 2100 9100
Fax: +47 2100 9101
Internet: www.bredengen.no
E-Mail: bredengen@bredengen.no

Österreich · Austria

SEMIKRON AUSTRIA
Hirschstettner Strasse 19-21
Block I/EG-OG1
A - 1220 Wien
Tel.: +43 1 58636580
Fax: +43 1 586365832
Internet: www.semikron-austria.at
E-Mail: vertrieb@semikron.at

Portugal · Portugal

DACHS ELECTRONICA S.A.
Av 1° de Maio, n°15 1° Dto
P - 2640-455 Mafra
Tel.: +351 261819-497
Fax: +351 261819-499
E-Mail: dachs.portugal@mail.telepac.pt

Russland · Russia

PROSOFT
108, Profsoyuznaya Street
RUS - 117 437 Moskau
Tel.: +7 495 2340636
Fax: +7 495 2340640
Internet: www.prosoft.ru
E-Mail: kochetkov@prosoft.ru

Schweden · Sweden

Stig Wahlström AB
Marbackagatan 27
S - 12343 Farsta
Tel.: +46 8 6833300
Fax: +46 8 6058174
Internet: www.wahlstrom.se
E-Mail: mailbox@wahlstrom.se

Schweiz · Switzerland

Novitronic AG
Thurgauerstrasse 74
CH - 8050 Zürich
Tel.: +41 44 3069191
Fax: +41 44 3069181
Internet: www.novitronic.ch
E-Mail: info@novitronic.ch

Slowakei · Slovakia

Macro Components, s.r.o.
Vysokoskolákov 6
SK - 01008 Zilina
Tel.: +421 41 7634-181
Fax: +421 41 7634-109
Internet: www.macro.sk
E-Mail: macro@macro.sk

Slowenien · Slovenia

INTERKONT BERGER GmbH
Dunajska Cesta 63
SLO - 1000 Ljubljana
Tel.: +386 1 2361243
Fax: +386 1 2361244
Internet: www.interkont.si
E-Mail: info@interkont.si

Spanien · Spain

DACHS ELECTRONICA SA
Avda. Progres, 97
E - 08340 Vilassar de Mar
Tel.: +34 937 418-520
Fax: +34 937 418-501
Internet: www.dachs.es
E-Mail: alopez@dachs.es

Tschechien · Czech Republic

Macro Weil spol. s.r.o.
Lotysska 10
CZ - 160 00 Prag 6
Tel.: +420 22 4317032
Fax: +420 22 4310335
Internet: www.macroweil.cz
E-Mail: office@macroweil.cz

Ungarn · Hungary

Macro Budapest Kft.
Tétényi ut. 8.
H - 1115 Budapest
Tel.: +36 1 2065701
Fax: +36 1 2030341
Internet: www.macropb.hu
E-Mail: office@macropbudapest.hu


U.S.A. · U.S.A.

Elma Electronic Inc.
44350 Grimmer Blvd.
Fremont, CA 94538 USA
Tel.: +1 510 656-5829
Fax: +1 510 656-8008
Internet: www.elma.com
E-Mail: sales@elma.com




Standardprogramm

Standard Program




Produktgruppe LL · Product Group LL



Produktgruppe SMD · Product Group SMD



Produktgruppe OPTO · Product Group OPTO



Produktgruppe THT · Product Group THT






Produktgruppe TK · Product Group TK



Produktgruppe G · Product Group G

Kundenspezifische Projekte

Specific Customer Development





MENTOR GmbH & Co. Präzisions-Bauteile KG

Otto-Hahn-Straße 1 · D-40699 Erkrath

Postfach 3255 · D-40682 Erkrath

Phone +49 (0)211-2 00 02-0

Fax +49 (0)211-2 00 02-41

E-Mail info@mentor-bauelemente.de
info@mentor-components.com

Internet www.mentor-bauelemente.de
www.mentor-components.com

Standorte der Firmengruppe MENTOR
Locations of the MENTOR Group

MENTOR Tunisie SCS · TN-Zeramdine;
MENTOR Electronics & Technology Ltd. · CN-Shanghai;
MENTOR GmbH & Co. Präzisions-Bauteile KG
Bureau de liaison France · F-Colmar Cedex;
Albert Weidmann Licht-Elektronik GmbH · D-Pforzheim

MENTOR[®]

INNOVATIONS FOR THE FUTURE